



SECURITIES AND EXCHANGE COMMISSION
Protecting Investors in the Capital Markets

Date

< Wednesday, 9 August 2023 >

K841.9M

Total Nominal Value

K517.4M

Total Market Value

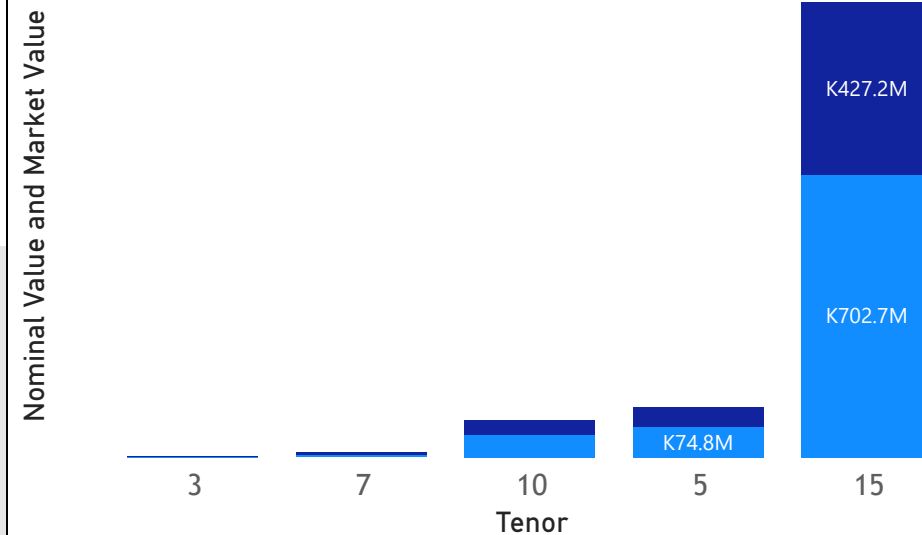
35

Number of Trades

GRZ Bonds Secondary Market Trade Summary Report

Consideration and Nominal Value

● Nominal Value ● Market Value



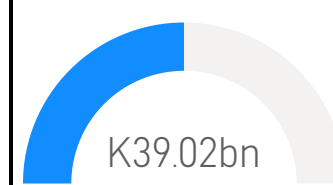
Range of Trade Prices (ZMW)*

Tenor	Min	Max
3	93.75	95.83
5	64.59	68.28
7	73.87	94.84
10	57.12	99.01
15	55.29	87.83


Range of Yields Rates*

Tenor	Min	Max
3	18.50	26.00
5	24.10	24.25
7	16.00	22.65
10	18.50	25.50
15	22.00	26.22

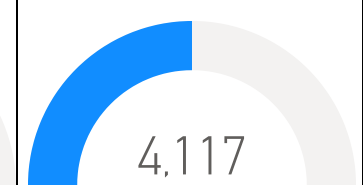
Market Value YTD



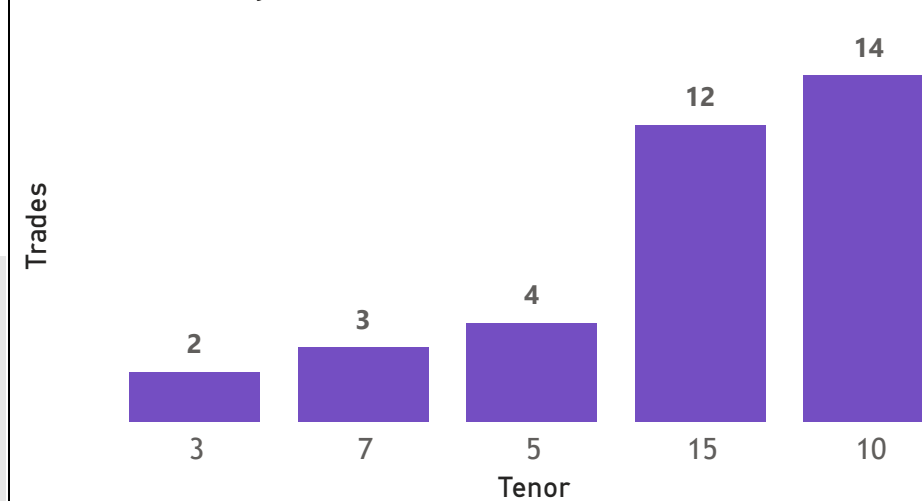
Nominal Value YTD



YTD trades



No. of Trades by Tenor



Primary Market July 19 2024 Auction

Tenor	Cut- Off Yield Rate	Coupon Rates	Range of Successful Yield Rates
2 Years	19.00	19.00	13.9000-19.0000
3 Years	20.50	20.50	19.0000-20.5000
7 Years	24.00	24.00	21.0000-24.0000
5 Years	22.50	22.50	22.0000-22.5000
15 Years	27.25	27.25	22.0000-27.2500
10 Years	25.75	25.75	23.0000-25.7500

*Disclaimer: This content is prepared from information received by the Commission through third-party reports. The range of prices by tenor and range of yields by tenor are based on dealer submissions. The content is indicative and intended for informational purposes only and shall not in any way be deemed to be investment advice, guidance or recommendation of the SEC. Users are responsible for making investment decisions and are advised to obtain independent professional advice before acting on or using this



GRZ Bonds Secondary Market Trade Summary Report

ISIN Code	Coupon Rate	Issue Date	Maturity Date	Trade Date/ Valuation Date	Years To Maturity	Nominal Value	Market Value	Min Trade Price	Max Trade Price	Min Yield	Max Yield
ZM1000004383	14	01/06/2020	01/06/2035	09/08/2023	11	K200,200,000.00	K118,110,242.51	55.88	59.00	26.00	26.20
ZM1000004383	14	01/06/2020	01/06/2035	10/08/2023	11	K225,000,000.00	K132,741,295.89	56.31	56.31	26.00	26.00
ZM1000004383	14	01/06/2020	01/06/2035	11/08/2023	11	K225,000,000.00	K134,864,099.98	57.22	57.22	25.60	25.60
ZM1000005679	11	04/03/2023	04/03/2028	09/08/2023	4	K600,000.00	K409,677.21	68.28	68.28	24.10	24.10
ZM1000003898	12	04/07/2018	04/07/2025	08/09/2023	1	K252,964.00	K239,999.12	94.84	94.84	16.00	16.00
ZM1000003120	14	05/12/2016	05/12/2031	04/08/2023	8	K50,000,000.00	K39,728,926.71	79.46	79.46		
ZM1000003120	14	05/12/2016	05/12/2031	08/09/2023	8	K1,575,072.00	K1,000,000.62	63.50	63.50	25.50	25.50
ZM1000001637	14	21/11/2011	17/11/2026	08/09/2023	3	K579,000.00	K508,592.64	87.83	87.83	22.00	22.00
ZM1000003997	13	17/12/2018	17/12/2028	08/08/2023	5	K2,631,000.00	K1,999,503.56	76.00	76.00	21.29	21.29
ZM1000003997	13	17/12/2018	17/12/2028	09/08/2023	5	K1,155,499.00	K791,098.19	68.46	68.46		
ZM1000004946	10	20/09/2021	20/09/2024	08/09/2023	1	K155,000.00	K148,545.96	95.83	95.83	18.50	18.50
ZM1000004979	13	20/09/2021	20/09/2031	09/08/2023	8	K880,000.00	K559,048.46	63.53	63.53		
ZM1000003054	13	21/11/2016	21/11/2026	08/02/2023	3	K562,000.00	K499,638.79	88.90	88.90	18.83	18.83
ZM1000002197	13	27/05/2014	24/05/2024	08/09/2023	0	K302,000.00	K299,053.22	99.01	99.01	18.50	18.50
ZM1000005851	14	24/07/2023	24/07/2038	08/09/2023	14	K179,220.00	K100,000.06	55.80	55.80	26.00	26.00
ZM1000004649	10	25/01/2021	25/01/2024	03/08/2023	0	K1,021,000.00	K957,234.05	93.75	93.75	26.00	26.00
ZM1000004672	13	25/01/2021	25/01/2031	04/08/2023	7	K22,000,000.00	K14,107,598.24	64.13	64.13		
ZM1000004672	13	25/01/2021	25/01/2031	09/08/2023	7	K1,151,321.00	K704,094.37	60.77	63.63	23.80	23.80
ZM1000005794	11	26/06/2023	26/06/2028	08/09/2023	4	K24,200,000.00	K15,625,940.34	64.59	64.59	24.25	24.25
ZM1000005810	13	26/06/2023	26/06/2033	08/04/2023	10	K25,292,000.00	K14,810,651.50	58.56	58.56	24.75	24.75
ZM1000005810	13	26/06/2023	26/06/2033	08/09/2023	9	K1,924,850.00	K1,100,007.30	57.12	57.24	25.50	25.50
ZM1000004839	11	28/06/2021	28/06/2026	04/08/2023	2	K50,000,000.00	K32,810,525.34	65.62	65.62		

Disclaimer: This content is prepared from information received by the Commission through third-party reports. The content is indicative and intended for informational purposes only and shall not in any way be deemed to be investment advice, guidance or recommendation of the SEC. Users are responsible for making investment decisions and are advised to obtain independent professional advice before acting on or using this information.