



**SECURITIES AND EXCHANGE COMMISSION**  
Protecting Investors in the Capital Markets

Date

< Tuesday, 9 July 2024 >

**K748.8M**

Total Nominal Value

**K572.6M**

Total Market Value

**45**

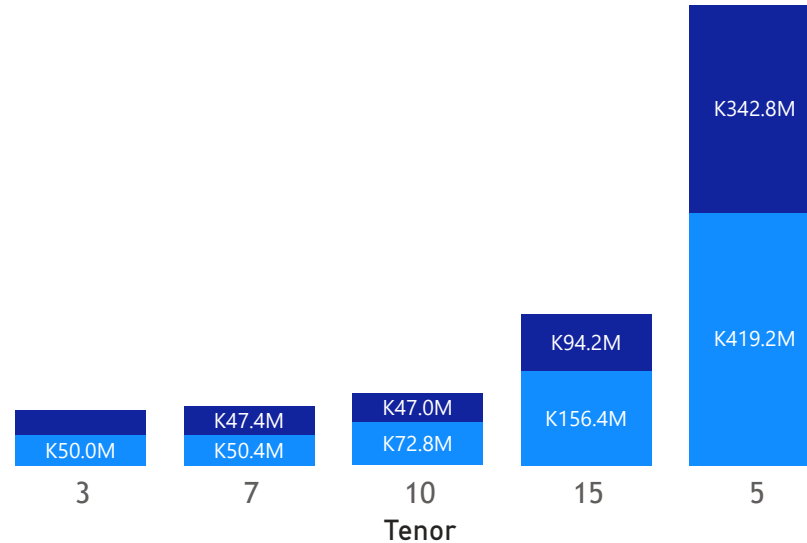
Number of Trades

# GRZ Bonds Secondary Market Trade Summary Report

## Consideration and Nominal Value

● Nominal Value ● Market Value

Nominal Value and Market Value



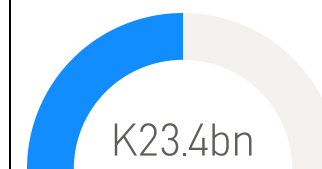
## Range of Trade Prices (ZMW)\*

Tenor	Min	Max
3	80.89	80.89
5	81.48	98.67
7	84.51	93.95
10	62.23	99.41
15	56.99	67.51

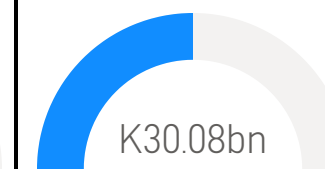
## Range of Yields Rates\*

Tenor	Min	Max
3	20.50	20.50
5	17.30	23.35
7	19.00	32.40
10	16.00	25.00
15	22.90	26.00

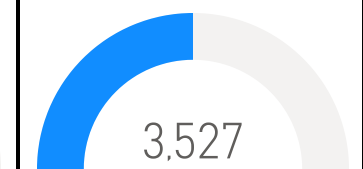
## Market Value YTD



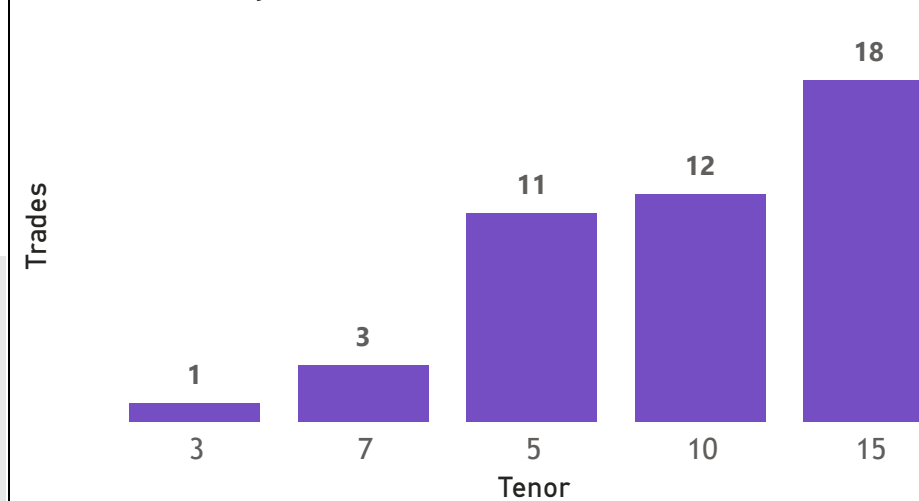
## Nominal Value YTD



## YTD trades



## No. of Trades by Tenor



## Primary Market July 19 2024 Auction

Tenor	Cut- Off Yield Rate	Coupon Rates	Range of Successful Yield Rates
2 Years	19.00	19.00	13.9000-19.0000
3 Years	20.50	20.50	19.0000-20.5000
7 Years	24.00	24.00	21.0000-24.0000
5 Years	22.50	22.50	22.0000-22.5000
15 Years	27.25	27.25	22.0000-27.2500
10 Years	25.75	25.75	23.0000-25.7500

\*Disclaimer: This content is prepared from information received by the Commission through third-party reports. The range of prices by tenor and range of yields by tenor are based on dealer submissions. The content is indicative and intended for informational purposes only and shall not in any way be deemed to be investment advice, guidance or recommendation of the SEC. Users are responsible for making investment decisions and are advised to obtain independent professional advice before acting on or using this



# GRZ Bonds Secondary Market Trade Summary Report

ISIN Code	Coupon Rate	Issue Date	Maturity Date	Trade Date/ Valuation Date	Years To Maturity	Nominal Value	Market Value	Min Trade Price	Max Trade Price	Min Yield	Max Yield
ZM1000004383	14	01/06/2020	01/06/2035	05/07/2024	10	K10,307,000.00	K6,499,372.72	62.93	64.67	23.47	24.14
ZM1000004383	14	01/06/2020	01/06/2035	07/04/2024	11	K2,361,000.00	K1,557,199.96	65.03	65.99	22.90	23.25
ZM1000004383	14	01/06/2020	01/06/2035	09/07/2024	10	K128,950,071.00	K76,532,855.31	56.99	61.79	24.00	26.00
ZM1000003898	12	04/07/2018	04/07/2025	04/07/2018	7	K50,000,000.00	K47,059,041.78	93.95	93.95	19.00	19.00
ZM1000003286	12	04/09/2017	04/09/2024	07/05/2024	0	K77,000.00	K77,463.49	0.00		32.40	32.40
ZM1000003112	13	05/12/2016	05/12/2026	05/07/2024	2	K1,791,000.00	K1,649,412.05	92.09	92.09	17.82	17.82
ZM1000004979	13	20/09/2021	20/09/2031	05/07/2024	7	K950,000.00	K699,705.79	73.65	73.65	21.43	21.43
ZM1000005901	13	21/08/2023	21/08/2033	02/08/2024	9	K61,800,000.00	K38,460,356.33	62.23	62.23	25.00	25.00
ZM1000005901	13	21/08/2023	21/08/2033	05/07/2024	9	K586,000.00	K399,670.18	68.20	68.20	22.70	22.70
ZM1000005919	14	21/08/2023	21/08/2038	05/07/2024	14	K1,524,000.00	K999,469.11	65.58	65.58	23.90	23.90
ZM1000005919	14	21/08/2023	21/08/2038	07/09/2024	14	K9,411,128.00	K6,080,001.98	64.14	66.69	23.50	24.50
ZM1000005919	14	21/08/2023	21/08/2038	27/06/2024	14	K2,324,000.00	K1,532,332.33	65.94	65.94	23.67	23.67
ZM1000005919	14	21/08/2023	21/08/2038	28/06/2024	14	K760,000.00	K499,631.46	65.74	65.74	23.67	23.67
ZM1000003054	13	21/11/2016	21/11/2026	05/07/2024	2	K1,075,000.00	K1,002,975.24	93.30	93.30	17.47	17.47
ZM1000004748	14	22/03/2021	22/03/2036	27/06/2024	11	K789,000.00	K532,632.92	67.51	67.51	23.11	23.11
ZM1000005885	11	21/08/2023	24/07/2028	27/06/2024	4	K736,000.00	K599,707.20	81.48	81.48	19.12	19.12
ZM1000005885	11	21/08/2023	24/07/2028	28/06/2024	4	K1,078,000.00	K878,814.63	81.52	81.52	19.12	19.12
ZM1000004656	11	25/01/2021	25/01/2026	07/05/2024	1	K821,000.00	K734,342.56	89.44	89.44	23.35	23.35
ZM1000004136	12	26/08/2019	26/08/2026	28/06/2024	2	K362,000.00	K305,935.15	84.51	84.51	24.33	24.33
ZM1000004433	11	27/07/2020	27/07/2025	07/09/2024	0	K1,418,320.00	K1,400,003.86	98.63	98.63	17.80	17.80
ZM1000005992	10	27/11/2023	27/11/2026	27/11/2023	3	K50,000,000.00	K41,031,591.10	80.89	80.89	20.50	20.50
ZM1000005075	11	27/12/2021	27/12/2026	05/07/2024	2	K113,000.00	K99,608.23	88.15	88.15	17.30	17.30

Disclaimer: This content is prepared from information received by the Commission through third-party reports. The content is indicative and intended for informational purposes only and shall not in any way be deemed to be investment advice, guidance or recommendation of the SEC. Users are responsible for making investment decisions and are advised to obtain independent professional advice before acting on or using this information.