



**SECURITIES AND EXCHANGE COMMISSION**  
Protecting Investors in the Capital Markets

Date

< Wednesday, 7 August 2024 >

**K164.4M**

Total Nominal Value

**K149.1M**

Total Market Value

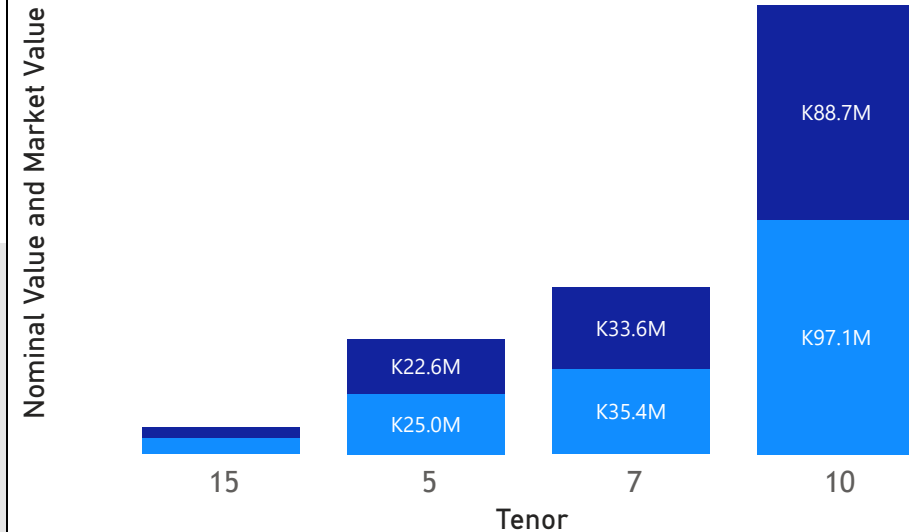
**23**

Number of Trades

# GRZ Bonds Secondary Market Trade Summary Report

## Consideration and Nominal Value

● Nominal Value ● Market Value



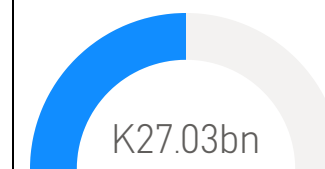
## Range of Trade Prices (ZMW)\*

Tenor	Min	Max
5	89.98	89.98
7	74.06	103.82
10	60.69	105.23
15	55.91	68.07

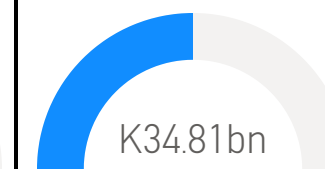
## Range of Yields Rates\*

Tenor	Min	Max
5	19.20	19.20
7	19.50	24.24
10	21.85	26.90
15	23.38	26.00

## Market Value YTD



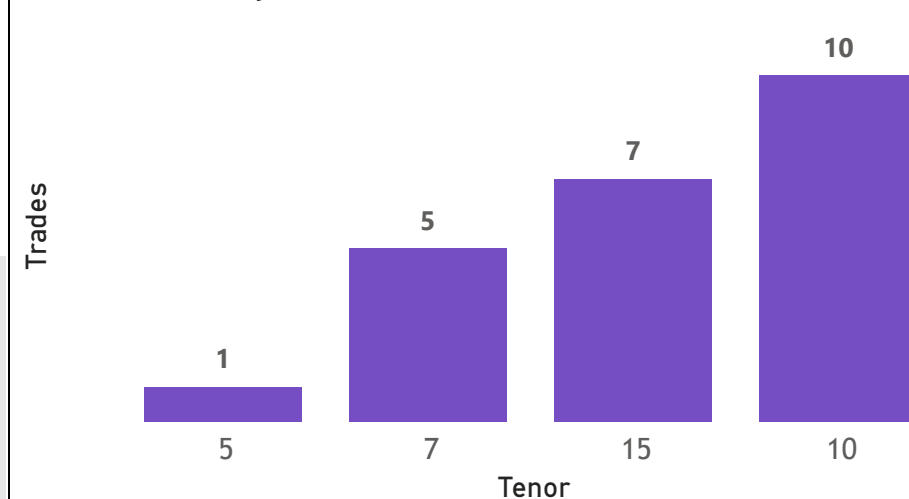
## Nominal Value YTD



## YTD trades



## No. of Trades by Tenor



## Primary Market July 19 2024 Auction

Tenor	Cut- Off Yield Rate	Coupon Rates	Range of Successful Yield Rates
2 Years	19.00	19.00	13.9000-19.0000
3 Years	20.50	20.50	19.0000-20.5000
7 Years	24.00	24.00	21.0000-24.0000
5 Years	22.50	22.50	22.0000-22.5000
15 Years	27.25	27.25	22.0000-27.2500
10 Years	25.75	25.75	23.0000-25.7500

\*Disclaimer: This content is prepared from information received by the Commission through third-party reports. The range of prices by tenor and range of yields by tenor are based on dealer submissions. The content is indicative and intended for informational purposes only and shall not in any way be deemed to be investment advice, guidance or recommendation of the SEC. Users are responsible for making investment decisions and are advised to obtain independent professional advice before acting on or using this

# GRZ Bonds Secondary Market Trade Summary Report

ISIN Code	Coupon Rate	Issue Date	Maturity Date	Trade Date/ Valuation Date	Years To Maturity	Nominal Value	Market Value	Min Trade Price	Max Trade Price	Min Yield	Max Yield
ZM1000004383	14	01/06/2020	01/06/2035	07/08/2024	10	K2,515,000.00	K1,499,293.68	59.61	59.61	25.99	25.99
ZM1000003898	12	04/07/2018	04/07/2025	30/07/2024	0	K35,000,000.00	K33,201,603.63	94.86	94.86	19.50	19.50
ZM1000005737	14	05/02/2023	05/02/2038	07/08/2024	13	K996,342.00	K600,000.18	56.46	56.46	25.50	25.50
ZM1000004979	13	20/09/2021	20/09/2031	01/08/2024	7	K961,000.00	K699,961.67	72.84	72.84	22.16	22.16
ZM1000004979	13	20/09/2021	20/09/2031	06/08/2024	7	K754,000.00	K537,591.46	66.31	71.30	22.75	22.75
ZM1000005919	14	21/08/2023	21/08/2038	01/08/2024	14	K1,039,000.00	K699,762.71	67.35	67.35	23.66	23.66
ZM1000006107	23	22/01/2024	22/01/2031	08/07/2024	6	K48,150.00	K49,990.75	103.82	103.82	22.18	22.18
ZM1000006115	24.97	22/01/2024	22/01/2034	02/08/2024	9	K66,520,000.00	K69,370,255.79	103.34	105.23	23.75	24.25
ZM1000004730	12	22/03/2021	22/03/2028	02/08/2024	3	K204,000.00	K155,059.55	76.01	76.01	24.24	24.24
ZM1000004748	14	22/03/2021	22/03/2036	31/07/2024	11	K117,000.00	K79,640.49	68.07	68.07	23.40	23.40
ZM1000005208	12	23/03/2022	23/03/2029	08/07/2024	4	K197,728.00	K146,561.52	74.06	74.06	23.00	23.00
ZM1000005216	13	23/03/2022	23/03/2032	08/07/2024	7	K262,272.00	K159,200.06	60.69	60.69	26.90	26.90
ZM1000005851	14	24/07/2023	24/07/2038	08/07/2024	14	K536,650.00	K300,004.22	55.91	55.91	26.00	26.00
ZM1000004656	11	25/01/2021	25/01/2026	12/08/2024	1	K25,000,000.00	K22,630,041.44	89.98	89.98	19.20	19.20
ZM1000004672	13	25/01/2021	25/01/2031	07/08/2024	6	K9,430,000.00	K6,120,602.47	64.37	64.37	24.15	24.15
ZM1000004680	14	25/01/2021	25/01/2036	01/08/2024	11	K1,700,000.00	K1,079,908.51	63.52	63.52	23.38	23.38
ZM1000005091	13	27/12/2021	27/12/2031	08/06/2024	7	K143,000.00	K99,532.94	69.60	69.60	21.85	21.85
ZM1000005570	13	27/12/2022	27/12/2032	18/07/2024	8	K19,000,000.00	K11,674,858.95	66.11	66.11	24.25	24.25

Disclaimer: This content is prepared from information received by the Commission through third-party reports. The content is indicative and intended for informational purposes only and shall not in any way be deemed to be investment advice, guidance or recommendation of the SEC. Users are responsible for making investment decisions and are advised to obtain independent professional advice before acting on or using this information.