



**SECURITIES AND EXCHANGE COMMISSION**  
Protecting Investors in the Capital Markets

Date

< Tuesday, 6 August 2024 >

**K321.0M**

Total Nominal Value

**K243.9M**

Total Market Value

**19**

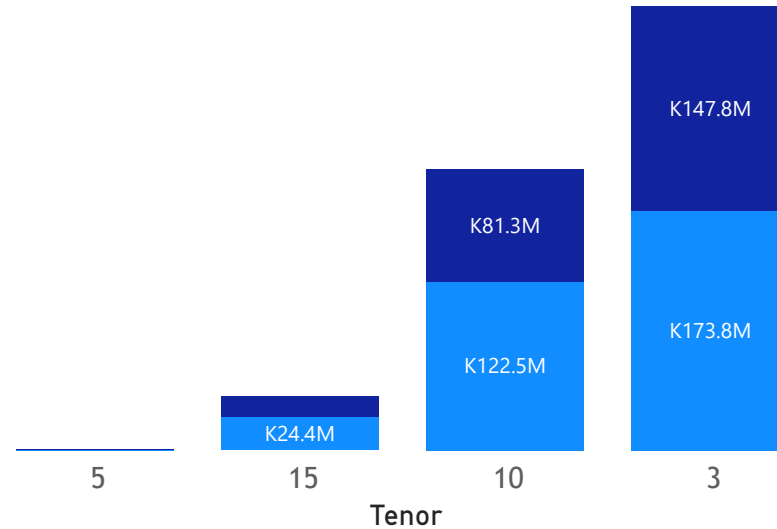
Number of Trades

# GRZ Bonds Secondary Market Trade Summary Report

## Consideration and Nominal Value

● Nominal Value ● Market Value

Nominal Value and Market Value



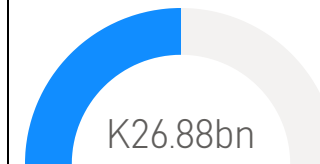
## Range of Trade Prices (ZMW)\*

Tenor	Min	Max
3	82.97	85.00
5	78.81	78.81
10	58.07	96.37
15	57.02	99.91

## Range of Yields Rates\*

Tenor	Min	Max
3	19.50	19.50
5	20.50	20.50
10	21.85	26.00
15	23.40	26.90

## Market Value YTD



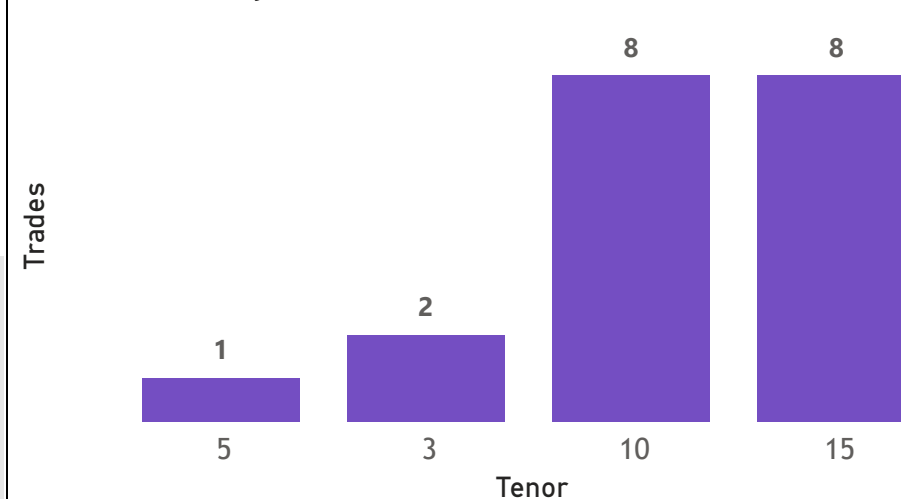
## Nominal Value YTD



## YTD trades



## No. of Trades by Tenor



## Primary Market July 19 2024 Auction

Tenor	Cut- Off Yield Rate	Coupon Rates	Range of Successful Yield Rates
2 Years	19.00	19.00	13.9000-19.0000
3 Years	20.50	20.50	19.0000-20.5000
7 Years	24.00	24.00	21.0000-24.0000
5 Years	22.50	22.50	22.0000-22.5000
15 Years	27.25	27.25	22.0000-27.2500
10 Years	25.75	25.75	23.0000-25.7500

\*Disclaimer: This content is prepared from information received by the Commission through third-party reports. The range of prices by tenor and range of yields by tenor are based on dealer submissions. The content is indicative and intended for informational purposes only and shall not in any way be deemed to be investment advice, guidance or recommendation of the SEC. Users are responsible for making investment decisions and are advised to obtain independent professional advice before acting on or using this



# GRZ Bonds Secondary Market Trade Summary Report

ISIN Code	Coupon Rate	Issue Date	Maturity Date	Trade Date/ Valuation Date	Years To Maturity	Nominal Value	Market Value	Min Trade Price	Max Trade Price	Min Yield	Max Yield
ZM1000005695	13	04/03/2023	04/03/2033	06/08/2024	8	K1,534,000.00	K996,642.17	60.52	60.52	24.00	24.00
ZM1000005430	11	19/09/2022	19/09/2027	06/08/2024	3	K240,870.00	K199,999.60	78.81	78.81	20.50	20.50
ZM1000005455	13	19/09/2022	19/09/2032	06/08/2024	8	K680,000.00	K486,307.45	71.52	71.52	22.00	22.00
ZM1000004979	13	20/09/2021	20/09/2031	31/07/2024	7	K136,000.00	K99,653.30	73.27	73.27	21.98	21.98
ZM1000005919	14	21/08/2023	21/08/2038	06/08/2024	14	K2,364,000.00	K1,512,693.96	59.80	66.28	24.06	26.90
ZM1000006115	24.97	22/01/2024	22/01/2034	22/01/2024	10	K20,000,000.00	K19,478,732.88	96.37	96.37	26.00	26.00
ZM1000006123	26.5	22/01/2024	22/01/2039	06/08/2024	14	K931,000.00	K940,341.65	99.91	99.91	26.50	26.50
ZM1000004748	14	22/03/2021	22/03/2036	31/07/2024	11	K117,000.00	K79,640.49	68.07	68.07	23.40	23.40
ZM1000003872	14	23/04/2018	23/04/2033	31/07/2024	8	K761,000.00	K471,705.83	61.98	61.98	26.57	26.57
ZM1000005851	14	24/07/2023	24/07/2038	24/07/2023	15	K20,000,000.00	K11,504,126.03	57.02	57.02	25.25	25.25
ZM1000005810	13	26/06/2023	26/06/2033	26/06/2023	10	K40,000,000.00	K23,812,229.59	58.07	58.07	24.90	24.90
ZM1000005810	13	26/06/2023	26/06/2033	31/07/2024	8	K40,000,000.00	K23,812,229.59	59.53	59.53	24.90	24.90
ZM1000005992	10	27/11/2023	27/11/2026	08/06/2024	2	K86,919,728.00	K73,881,766.41	85.00	85.00	19.50	19.50
ZM1000005992	10	27/11/2023	27/11/2026	09/08/2024	2	K86,919,728.00	K73,881,766.41	82.97	82.97	19.50	19.50
ZM1000005091	13	27/12/2021	27/12/2031	31/07/2024	7	K143,000.00	K99,532.94	69.60	69.60	21.85	21.85
ZM1000005570	13	27/12/2022	27/12/2032	27/12/2022	10	K20,000,000.00	K12,520,811.51	61.18	61.18	23.90	23.90
ZM1000005521	14	28/11/2022	28/11/2037	08/06/2024	13	K246,000.00	K140,523.16	57.11	57.11	26.50	26.50

Disclaimer: This content is prepared from information received by the Commission through third-party reports. The content is indicative and intended for informational purposes only and shall not in any way be deemed to be investment advice, guidance or recommendation of the SEC. Users are responsible for making investment decisions and are advised to obtain independent professional advice before acting on or using this information.