



SECURITIES AND EXCHANGE COMMISSION
Protecting Investors in the Capital Markets

Date

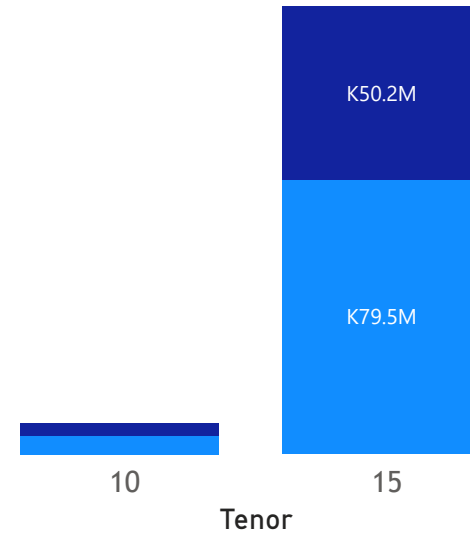
< Friday, 28 June 2024

GRZ Bonds Secondary Market Trade Summary Report

Consideration and Nominal Value

● Nominal Value ● Market Value

Nominal Value and Market Value



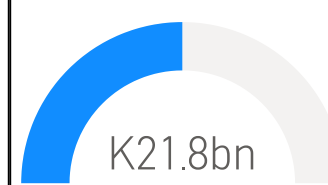
Range of Trade Prices (ZMW)*

Tenor	Min	Max
10	66.30	80.91
15	54.13	94.65

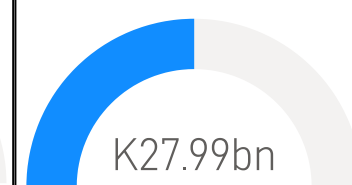
Range of Yields Rates*

Tenor	Min	Max
10	22.50	24.27
15	21.50	28.35

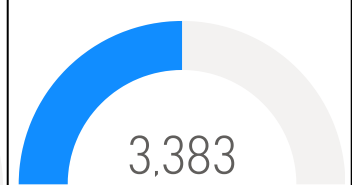
Market Value YTD



Nominal Value YTD



YTD trades



K84.9M

Total Nominal Value

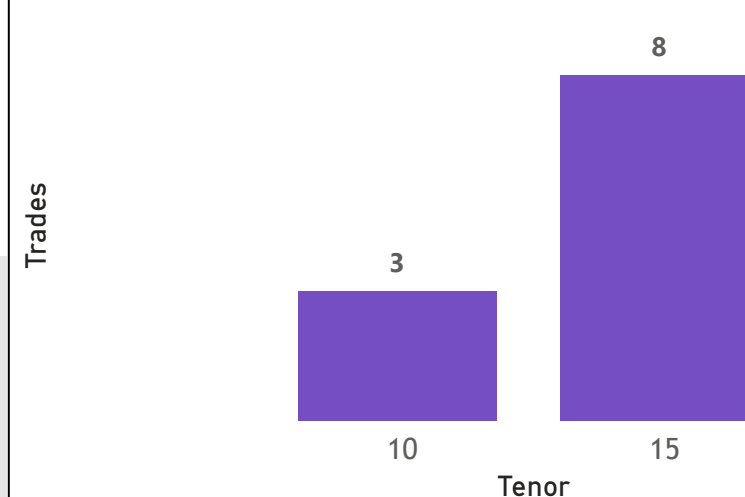
K53.8M

Total Market Value

11

Number of Trades

No. of Trades by Tenor



Primary Market June 21 2024 Auction

Tenor	Cut- Off Yield Rate	Coupon Rates	Range of Successful Yield Rates
2 Years	17.50	17.50	17.0000-17.5000
3 Years	20.50	20.50	19.0000-20.5000
7 Years	23.50	23.50	19.0000-23.5000
5 Years	22.50	22.50	20.0000-22.5000
10 Years	25.75	25.75	20.0000-25.7500
15 Years	27.25	27.25	21.0000-27.2500

*Disclaimer: This content is prepared from information received by the Commission through third-party reports. The range of prices by tenor and range of yields by tenor are based on dealer submissions. The content is indicative and intended for informational purposes only and shall not in any way be deemed to be investment advice, guidance or recommendation of the SEC. Users are responsible for making investment decisions and are advised to obtain independent professional advice before acting on or using this

GRZ Bonds Secondary Market Trade Summary Report

ISIN Code	Coupon Rate	Issue Date	Maturity Date	Trade Date/ Valuation Date	Years To Maturity	Nominal Value	Market Value	Min Trade Price	Max Trade Price	Min Yield	Max Yield
ZM1000004383	14	01/06/2020	01/06/2035	26/06/2024	11	K20,000,000.00	K11,807,883.29	59.04	59.04	25.55	25.55
ZM1000004383	14	01/06/2020	01/06/2035	27/07/2020	11	K45,000,000.00	K26,396,387.40	57.32	58.00	25.55	25.85
ZM1000003112	13	05/12/2016	05/12/2026	26/06/2024	2	K486,000.00	K393,199.66	80.91	80.91	24.27	24.27
ZM1000002148	14	17/02/2014	13/02/2029	28/06/2024	4	K107,090.00	K89,999.53	78.63	78.63	21.50	21.50
ZM1000005919	14	21/08/2023	21/08/2038	21/08/2023	14	K7,000,000.00	K4,132,673.23	54.13	54.13	26.50	26.50
ZM1000006123	26.5	22/01/2024	22/01/2039	22/01/2024	14	K7,000,000.00	K7,428,759.30	94.65	94.65	28.00	28.00
ZM1000005406	14	22/08/2022	22/08/2037	26/06/2024	13	K96,000.00	K53,470.88	55.70	55.70	28.35	28.35
ZM1000004672	13	25/01/2021	25/01/2031	28/06/2024	6	K426,000.00	K314,768.62	68.16	68.16	22.50	22.50
ZM1000002700	14	26/05/2015	26/05/2030	28/06/2024	5	K325,701.00	K249,999.47	75.49	75.49	21.50	21.50
ZM1000005091	13	27/12/2021	27/12/2031	27/12/2021	7	K4,435,000.00	K2,942,153.12	66.30	66.30	22.50	22.50