



**SECURITIES AND EXCHANGE COMMISSION**  
Protecting Investors in the Capital Markets

Date

< Thursday, 27 June 2024 >

**K144.7M**

Total Nominal Value

**K120.6M**

Total Market Value

**31**

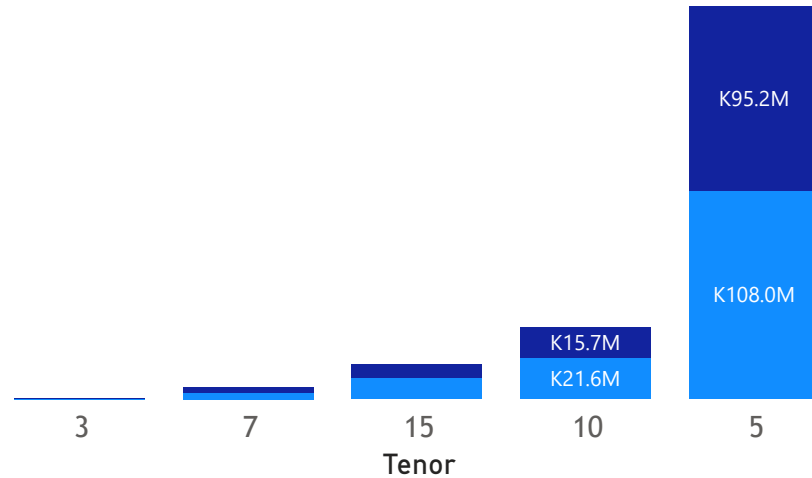
Number of Trades

# GRZ Bonds Secondary Market Trade Summary Report

## Consideration and Nominal Value

● Nominal Value ● Market Value

Nominal Value and Market Value



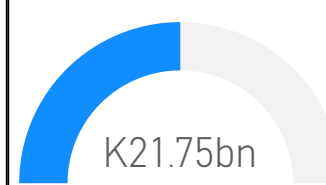
## Range of Trade Prices (ZMW)\*

Tenor	Min	Max
3	100.00	100.00
5	77.33	93.65
7	73.04	73.04
10	54.18	86.31
15	55.32	81.31

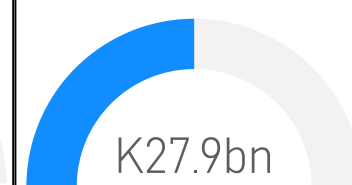
## Range of Yields Rates\*

Tenor	Min	Max
3	20.50	20.50
5	19.12	24.21
7	23.25	23.25
10	18.63	26.75
15	22.75	26.00

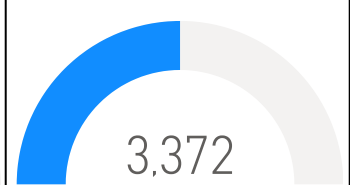
## Market Value YTD



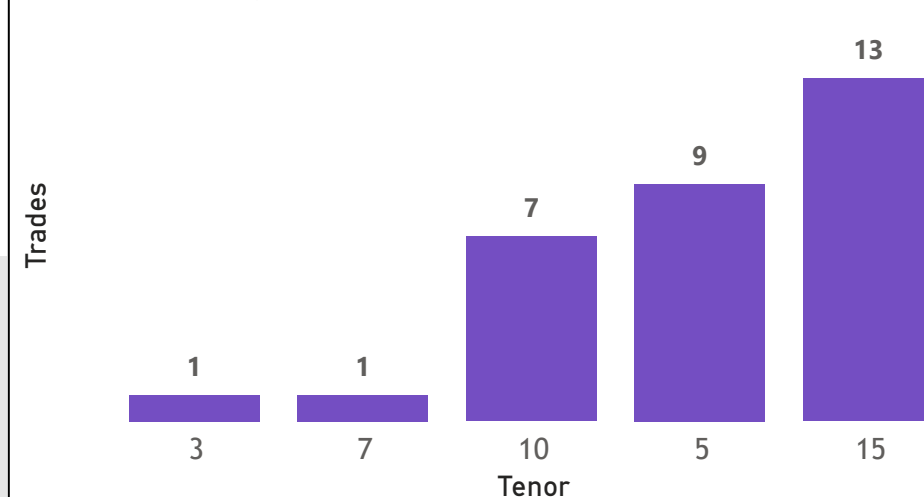
## Nominal Value YTD



## YTD trades



## No. of Trades by Tenor



## Primary Market June 21 2024 Auction

Tenor	Cut- Off Yield Rate	Coupon Rates	Range of Successful Yield Rates
2 Years	17.50	17.50	17.0000-17.5000
3 Years	20.50	20.50	19.0000-20.5000
7 Years	23.50	23.50	19.0000-23.5000
5 Years	22.50	22.50	20.0000-22.5000
10 Years	25.75	25.75	20.0000-25.7500
15 Years	27.25	27.25	21.0000-27.2500

\*Disclaimer: This content is prepared from information received by the Commission through third-party reports. The range of prices by tenor and range of yields by tenor are based on dealer submissions. The content is indicative and intended for informational purposes only and shall not in any way be deemed to be investment advice, guidance or recommendation of the SEC. Users are responsible for making investment decisions and are advised to obtain independent professional advice before acting on or using this

# GRZ Bonds Secondary Market Trade Summary Report

ISIN Code	Coupon Rate	Issue Date	Maturity Date	Trade Date/ Valuation Date	Years To Maturity	Nominal Value	Market Value	Min Trade Price	Max Trade Price	Min Yield	Max Yield
ZM1000004383	14	01/06/2020	01/06/2035	04/07/2024	10	K1,650,000.00	K999,357.15	59.30	59.30	25.00	25.00
ZM1000004383	14	01/06/2020	01/06/2035	26/06/2024	11	K478,000.00	K313,934.64	65.68	65.68	22.90	22.90
ZM1000005695	13	04/03/2023	04/03/2033	27/06/2024	8	K130,000.00	K74,365.07	54.18	54.18	26.75	26.75
ZM1000003351	13	18/12/2017	18/12/2027	21/06/2024	3	K10,843,000.00	K8,568,765.50	78.15	86.31	18.63	22.50
ZM1000005455	13	19/09/2022	19/09/2032	27/06/2024	8	K9,300,000.00	K6,041,553.65	61.19	61.19	24.00	24.00
ZM1000004979	13	20/09/2021	20/09/2031	21/06/2024	7	K651,000.00	K479,387.36	73.64	73.64	21.23	21.23
ZM1000004979	13	20/09/2021	20/09/2031	24/06/2024	7	K542,000.00	K399,341.96	73.68	73.68	21.23	21.23
ZM1000005158	12	21/02/2022	21/02/2029	26/06/2024	5	K3,667,000.00	K2,678,500.22	73.04	73.04	23.25	23.25
ZM1000005919	14	21/08/2023	21/08/2038	24/06/2024	14	K304,000.00	K199,584.61	65.65	65.65	23.67	23.67
ZM1000005919	14	21/08/2023	21/08/2038	27/06/2024	14	K2,561,820.00	K1,540,004.52	60.13	60.13	26.00	26.00
ZM1000003054	13	21/11/2016	21/11/2026	27/06/2024	2	K128,840.00	K108,148.84	84.00	84.00	22.75	22.75
ZM1000004748	14	22/03/2021	22/03/2036	22/03/2021	11	K1,000,000.00	K617,493.92	58.07	58.07	25.25	25.25
ZM1000004748	14	22/03/2021	22/03/2036	24/06/2024	12	K223,000.00	K149,911.41	67.22	67.22	23.11	23.11
ZM1000004748	14	22/03/2021	22/03/2036	26/06/2024	11	K4,235,789.00	K2,554,807.03	56.36	56.36	26.00	26.00
ZM1000005190	11	23/03/2022	23/03/2027	26/06/2024	2	K505,000.00	K405,126.27	77.33	77.33	22.50	22.50
ZM1000001967	14	26/11/2012	23/11/2027	27/06/2024	3	K197,540.00	K160,645.90	81.31	81.31	22.75	22.75
ZM1000006446	20.5	24/06/2024	24/06/2027	24/06/2024	2	K93,000.00	K93,000.00	100.00	100.00	20.50	20.50
ZM1000005885	11	21/08/2023	24/07/2028	24/06/2024	4	K1,416,000.00	K1,149,750.90	81.20	81.20	19.12	19.12
ZM1000004656	11	25/01/2021	25/01/2026	24/06/2024	2	K642,000.00	K565,304.09	88.05	88.05	24.21	24.21
ZM1000004656	11	25/01/2021	25/01/2026	25/06/2024	2	K60,300.00	K53,036.58	87.95	87.95	24.20	24.20
ZM1000004656	11	25/01/2021	25/01/2026	26/06/2024	2	K31,995,000.00	K28,862,708.35	90.21	90.21	22.50	22.50
ZM1000004680	14	25/01/2021	25/01/2036	19/06/2024	13	K144,000.00	K99,634.86	69.19	69.19	23.20	23.20

Disclaimer: This content is prepared from information received by the Commission through third-party reports. The content is indicative and intended for informational purposes only and shall not in any way be deemed to be investment advice, guidance or recommendation of the SEC. Users are responsible for making investment decisions and are advised to obtain independent professional advice before acting on or using this information.