



SECURITIES AND EXCHANGE COMMISSION
Protecting Investors in the Capital Markets

Date

< Monday, 8 July 2024

K134.2M

Total Nominal Value

K107.8M

Total Market Value

23

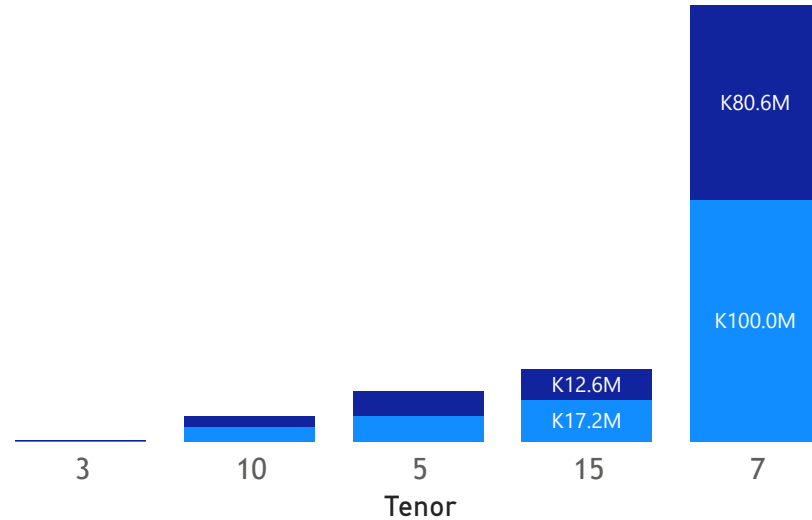
Number of Trades

GRZ Bonds Secondary Market Trade Summary Report

Consideration and Nominal Value

● Nominal Value ● Market Value

Nominal Value and Market Value



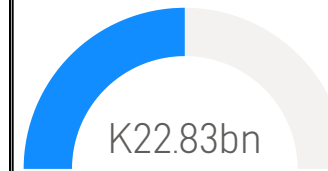
Range of Trade Prices (ZMW)*

Tenor	Min	Max
3	82.60	82.60
5	75.25	99.47
7	80.61	80.61
10	61.20	69.50
15	57.89	108.33

Range of Yields Rates*

Tenor	Min	Max
3	20.50	20.50
5	15.10	24.20
7	20.80	20.80
10	22.19	25.50
15	17.25	26.10

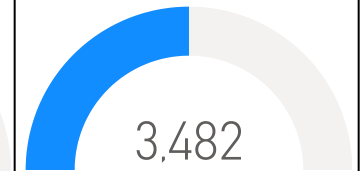
Market Value YTD



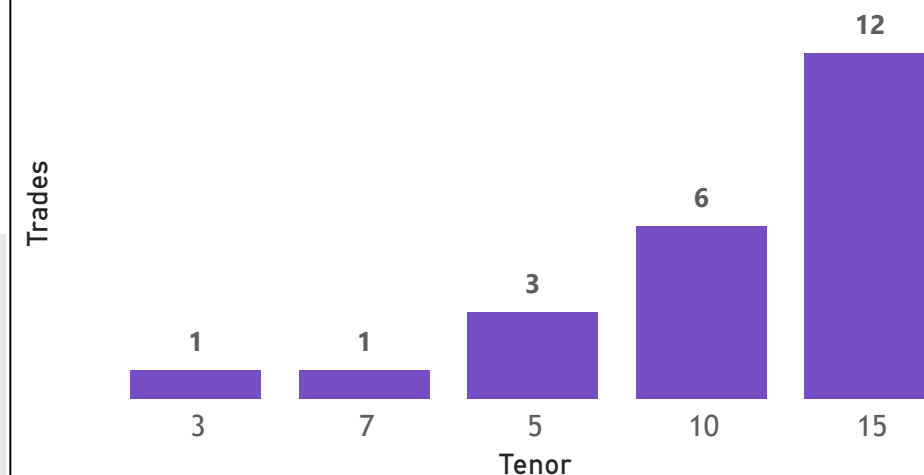
Nominal Value YTD



YTD trades



No. of Trades by Tenor



Primary Market June 21 2024 Auction

Tenor	Cut- Off Yield Rate	Coupon Rates	Range of Successful Yield Rates
2 Years	17.50	17.50	17.0000-17.5000
3 Years	20.50	20.50	19.0000-20.5000
7 Years	23.50	23.50	19.0000-23.5000
5 Years	22.50	22.50	20.0000-22.5000
10 Years	25.75	25.75	20.0000-25.7500
15 Years	27.25	27.25	21.0000-27.2500

*Disclaimer: This content is prepared from information received by the Commission through third-party reports. The range of prices by tenor and range of yields by tenor are based on dealer submissions. The content is indicative and intended for informational purposes only and shall not in any way be deemed to be investment advice, guidance or recommendation of the SEC. Users are responsible for making investment decisions and are advised to obtain independent professional advice before acting on or using this



GRZ Bonds Secondary Market Trade Summary Report

ISIN Code	Coupon Rate	Issue Date	Maturity Date	Trade Date/ Valuation Date	Years To Maturity	Nominal Value	Market Value	Min Trade Price	Max Trade Price	Min Yield	Max Yield
ZM1000004383	14	01/06/2020	01/06/2035	01/06/2020	10	K4,356,976.00	K2,609,584.74	58.59	58.59	25.30	25.30
ZM1000004383	14	01/06/2020	01/06/2035	03/07/2024	11	K858,000.00	K567,537.64	66.15	66.15	22.90	22.90
ZM1000004383	14	01/06/2020	01/06/2035	08/07/2024	11	K256,000.00	K149,520.33	58.41	58.41	26.00	26.00
ZM1000006248	26.5	02/04/2024	02/04/2039	08/07/2024	14	K180,000.00	K194,989.26	108.33	108.33	26.10	26.10
ZM1000005877	10	02/10/2023	02/10/2026	08/07/2024	2	K260,000.00	K224,581.82	82.60	82.60	20.50	20.50
ZM1000001140	14	22/11/2010	18/11/2025	03/07/2024	1	K4,070,000.00	K4,045,400.53	99.40	99.40	17.25	17.25
ZM1000005455	13	19/09/2022	19/09/2032	07/08/2024	8	K287,822.00	K177,755.56	61.74	61.74	25.50	25.50
ZM1000004979	13	20/09/2021	20/09/2031	03/07/2024	7	K5,000,000.00	K3,470,445.41	69.41	69.41	23.00	23.00
ZM1000005901	13	21/08/2023	21/08/2033	03/07/2024	9	K460,000.00	K319,719.64	69.50	69.50	22.19	22.19
ZM1000005919	14	21/08/2023	21/08/2038	03/07/2024	14	K859,000.00	K567,547.74	66.07	66.07	23.68	23.68
ZM1000004748	14	22/03/2021	22/03/2036	03/07/2024	12	K5,641,000.00	K3,817,228.93	67.67	67.67	23.11	23.11
ZM1000005885	11	21/08/2023	24/07/2028	03/07/2024	4	K451,000.00	K339,377.52	75.25	75.25	22.00	22.00
ZM1000004656	11	25/01/2021	25/01/2026	03/07/2024		K3,220,000.00	K2,855,270.69	88.67	88.67	24.20	24.20
ZM1000004656	11	25/01/2021	25/01/2026	03/07/2024	2	K6,991,000.00	K6,953,773.12	99.47	99.47	15.10	15.10
ZM1000004680	14	25/01/2021	25/01/2036	03/07/2024	12	K809,000.00	K567,362.76	70.13	70.13	23.07	23.07
ZM1000006065	14	26/12/2023	26/12/2038	03/07/2024	14	K203,000.00	K117,510.36	57.89	57.89	25.00	25.00
ZM1000005091	13	27/12/2021	27/12/2031	07/08/2024	7	K326,830.00	K200,000.30	61.20	61.20	24.75	24.75
ZM1000004581	12	30/11/2020	30/11/2027	08/07/2024	3	K100,000,000.00	K80,611,145.21	80.61	80.61	20.80	20.80

Disclaimer: This content is prepared from information received by the Commission through third-party reports. The content is indicative and intended for informational purposes only and shall not in any way be deemed to be investment advice, guidance or recommendation of the SEC. Users are responsible for making investment decisions and are advised to obtain independent professional advice before acting on or using this information.