



SECURITIES AND EXCHANGE COMMISSION
Protecting Investors in the Capital Markets

Date

Thursday, 4 July 2024

K380.1M

Total Nominal Value

K301.9M

Total Market Value

18

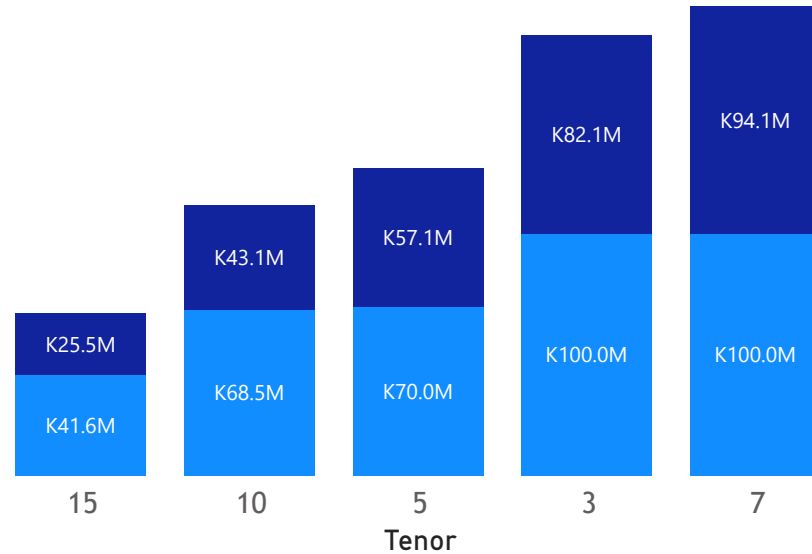
Number of Trades

GRZ Bonds Secondary Market Trade Summary Report

Consideration and Nominal Value

● Nominal Value ● Market Value

Nominal Value and Market Value




Range of Trade Prices (ZMW)*

Tenor	Min	Max
3	82.08	82.08
5	81.38	81.38
7	94.11	94.11
10	55.55	88.15
15	57.55	97.11

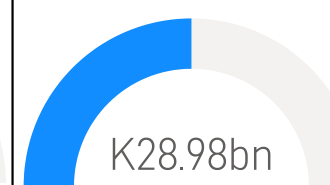
Range of Yields Rates*

Tenor	Min	Max
3	20.50	20.50
5	21.00	21.00
7	19.00	19.00
10	20.00	26.00
15	23.00	27.25

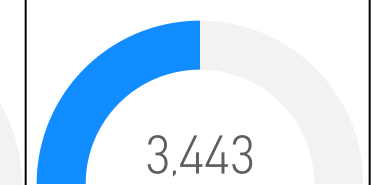
Market Value YTD



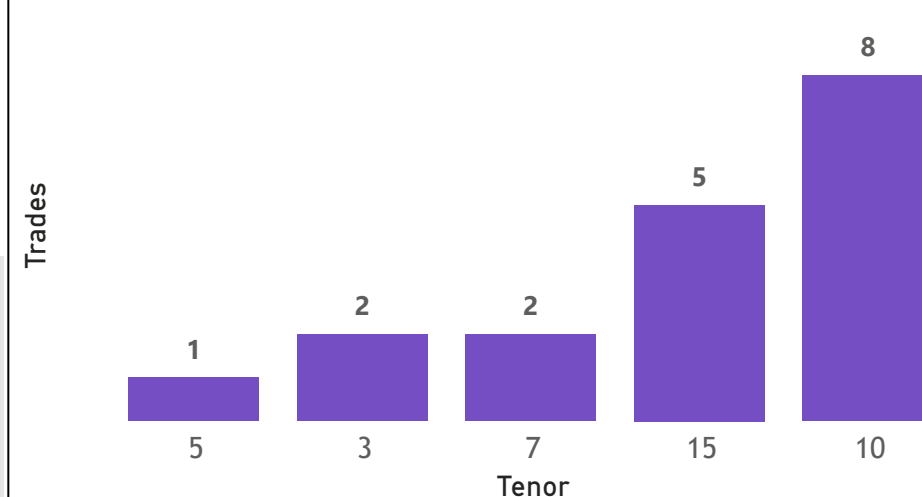
Nominal Value YTD



YTD trades



No. of Trades by Tenor



Primary Market June 21 2024 Auction

Tenor	Cut- Off Yield Rate	Coupon Rates	Range of Successful Yield Rates
2 Years	17.50	17.50	17.0000-17.5000
3 Years	20.50	20.50	19.0000-20.5000
7 Years	23.50	23.50	19.0000-23.5000
5 Years	22.50	22.50	20.0000-22.5000
10 Years	25.75	25.75	20.0000-25.7500
15 Years	27.25	27.25	21.0000-27.2500

*Disclaimer: This content is prepared from information received by the Commission through third-party reports. The range of prices by tenor and range of yields by tenor are based on dealer submissions. The content is indicative and intended for informational purposes only and shall not in any way be deemed to be investment advice, guidance or recommendation of the SEC. Users are responsible for making investment decisions and are advised to obtain independent professional advice before acting on or using this

GRZ Bonds Secondary Market Trade Summary Report

ISIN Code	Coupon Rate	Issue Date	Maturity Date	Trade Date/ Valuation Date	Years To Maturity	Nominal Value	Market Value	Min Trade Price	Max Trade Price	Min Yield	Max Yield
ZM1000004383	14	01/06/2020	01/06/2035	01/06/2020	0	K25,000,000.00	K14,703,663.36	57.55	57.55	25.75	25.75
ZM1000004383	14	01/06/2020	01/06/2035	04/07/2024	11	K12,705,000.00	K7,434,179.51	58.51	58.51	25.90	25.90
ZM1000005695	13	04/03/2023	04/03/2033	09/07/2024	8	K670,000.00	K397,032.58	55.80	55.80	26.00	26.00
ZM1000003898	12	04/07/2018	04/07/2025	07/04/2024	1	K100,000,000.00	K94,118,083.56	94.11	94.11	19.00	19.00
ZM1000003351	13	18/12/2017	18/12/2027	04/07/2024	3	K399,200.00	K300,464.12	75.27	75.27	24.20	24.20
ZM1000004979	13	20/09/2021	20/09/2031	04/07/2024	7	K5,000,000.00	K3,470,445.41	65.49	65.49	23.00	23.00
ZM1000005901	13	21/08/2023	21/08/2033	21/08/2023	9	K61,800,000.00	K38,460,356.33	57.50	57.50	25.00	25.00
ZM1000004672	13	25/01/2021	25/01/2031	07/04/2024	7	K202,000.00	K140,734.74	69.70	69.70	24.25	24.25
ZM1000005810	13	26/06/2023	26/06/2033	09/07/2024	8	K250,000.00	K140,042.78	55.55	55.55	26.00	26.00
ZM1000005992	10	27/11/2023	27/11/2026	07/04/2024	2	K100,000,000.00	K82,063,182.20	82.08	82.08	20.50	20.50
ZM1000005075	11	27/12/2021	27/12/2026	27/12/2021	2	K70,000,000.00	K57,112,341.23	81.38	81.38	21.00	21.00
ZM1000002999	13	29/08/2016	29/08/2026	04/07/2024	2	K215,893.00	K199,999.54	88.15	88.15	20.00	20.00
ZM1000006305	26.5	30/04/2024	30/04/2039	09/07/2024	14	K80,000.00	K81,751.59	97.11	97.11	27.25	27.25
ZM1000001901	14	03/09/2012	31/08/2027	07/04/2024	3	K3,800,000.00	K3,242,939.00	85.24	85.24	23.00	23.00