



SECURITIES AND EXCHANGE COMMISSION
Protecting Investors in the Capital Markets

Date

< Wednesday, 3 July 2024 >

K607.8M

Total Nominal Value

K435.6M

Total Market Value

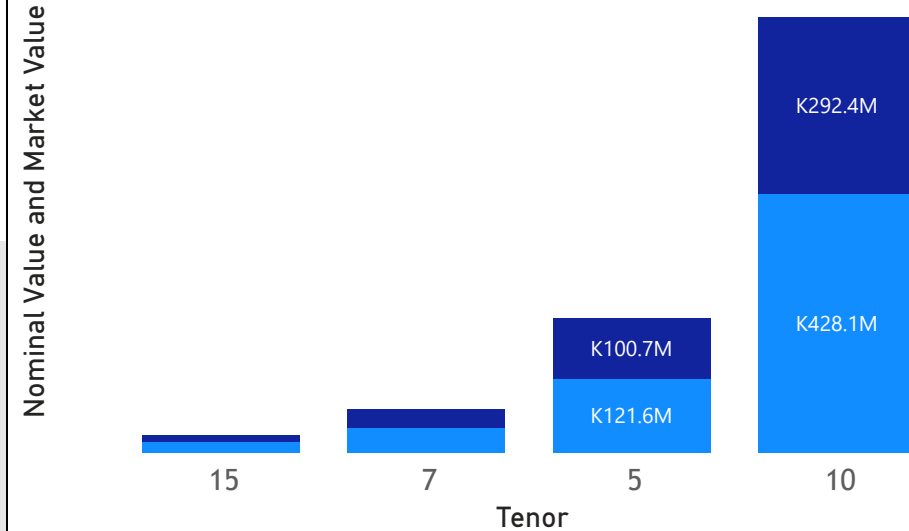
42

Number of Trades

GRZ Bonds Secondary Market Trade Summary Report

Consideration and Nominal Value

● Nominal Value ● Market Value



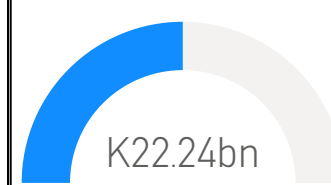
Range of Trade Prices (ZMW)*

Tenor	Min	Max
5	73.72	88.05
7	74.43	95.91
10	60.87	88.16
15	55.78	69.67

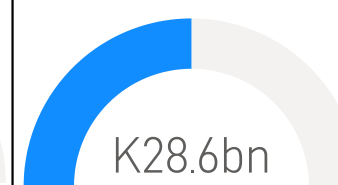
Range of Yields Rates*

Tenor	Min	Max
5	19.12	24.21
7	16.60	22.25
10	20.00	24.50
15	22.90	26.42

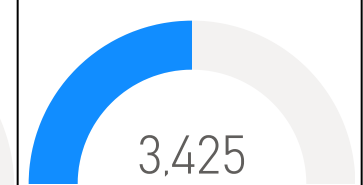
Market Value YTD



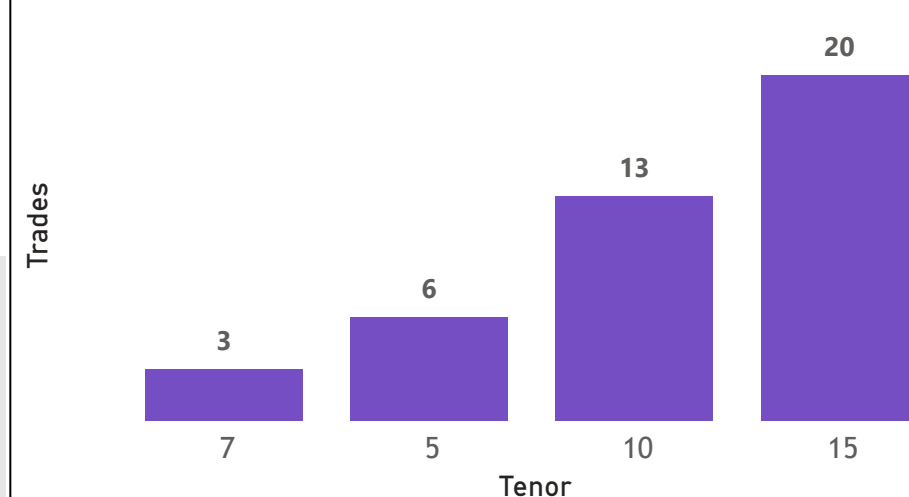
Nominal Value YTD



YTD trades



No. of Trades by Tenor



Primary Market June 21 2024 Auction

Tenor	Cut- Off Yield Rate	Coupon Rates	Range of Successful Yield Rates
2 Years	17.50	17.50	17.0000-17.5000
3 Years	20.50	20.50	19.0000-20.5000
7 Years	23.50	23.50	19.0000-23.5000
5 Years	22.50	22.50	20.0000-22.5000
10 Years	25.75	25.75	20.0000-25.7500
15 Years	27.25	27.25	21.0000-27.2500

*Disclaimer: This content is prepared from information received by the Commission through third-party reports. The range of prices by tenor and range of yields by tenor are based on dealer submissions. The content is indicative and intended for informational purposes only and shall not in any way be deemed to be investment advice, guidance or recommendation of the SEC. Users are responsible for making investment decisions and are advised to obtain independent professional advice before acting on or using this



GRZ Bonds Secondary Market Trade Summary Report

ISIN Code	Coupon Rate	Issue Date	Maturity Date	Trade Date/ Valuation Date	Years To Maturity	Nominal Value	Market Value	Min Trade Price	Max Trade Price	Min Yield	Max Yield
ZM1000004383	14	01/06/2020	01/06/2035	28/06/2024	11	K1,236,000.00	K809,530.03	64.77	65.75	22.90	23.26
ZM1000004763	12	03/05/2021	03/05/2028	03/07/2024	3	K20,000,000.00	K15,319,452.60	74.43	74.43	22.25	22.25
ZM1000004763	12	03/05/2021	03/05/2028	08/07/2024	3	K20,000,000.00	K15,319,452.60	74.43	74.43	22.25	22.25
ZM1000003997	13	17/12/2018	17/12/2028	03/07/2024	4	K24,954,780.00	K18,818,261.15	74.66	74.66	22.25	22.25
ZM1000003997	13	17/12/2018	17/12/2028	08/07/2024	4	K24,954,780.00	K18,818,261.15	74.66	74.66	22.25	22.25
ZM1000005455	13	19/09/2022	19/09/2032	19/09/2022	8	K9,300,000.00	K6,041,553.65	61.19	61.19	24.00	24.00
ZM1000004979	13	20/09/2021	20/09/2031	24/06/2024	7	K542,000.00	K399,341.96	73.68	73.68	21.23	21.23
ZM1000005901	13	21/08/2023	21/08/2033	02/08/2024	9	K7,639,000.00	K5,278,908.34	69.10	69.10	22.19	22.19
ZM1000005919	14	21/08/2023	21/08/2038	03/07/2024	14	K65,629.00	K40,003.62	55.78	55.78	25.75	25.75
ZM1000005919	14	21/08/2023	21/08/2038	07/03/2024	14	K1,107,156.00	K680,001.00	61.31	61.53	25.50	25.60
ZM1000005919	14	21/08/2023	21/08/2038	24/06/2024	14	K304,000.00	K199,584.61	65.65	65.65	23.67	23.67
ZM1000005919	14	21/08/2023	21/08/2038	25/06/2024	14	K685,000.00	K449,997.66	65.69	65.69	23.67	23.67
ZM1000004748	14	22/03/2021	22/03/2036	24/06/2024	12	K223,000.00	K149,911.41	67.22	67.22	23.11	23.11
ZM1000005885	11	21/08/2023	24/07/2028	24/06/2024	4	K1,416,000.00	K1,149,750.90	81.20	81.20	19.12	19.12
ZM1000005885	11	21/08/2023	24/07/2028	25/06/2024	4	K1,577,000.00	K1,199,553.22	73.72	81.24	19.12	21.23
ZM1000004656	11	25/01/2021	25/01/2026	27/06/2024	2	K642,000.00	K565,304.09	88.05	88.05	24.21	24.21
ZM1000004672	13	25/01/2021	25/01/2031	25/01/2021	6	K291,050,000.00	K200,206,740.40	63.27	63.27	24.50	24.50
ZM1000004680	14	25/01/2021	25/01/2036	24/06/2024	13	K292,000.00	K203,440.63	69.67	69.67	23.07	23.07
ZM1000004136	12	26/08/2019	26/08/2026	25/06/2024	2	K781,000.00	K749,068.32	95.91	95.91	16.60	16.60
ZM1000004466	14	27/07/2020	27/07/2035	07/03/2024	11	K13,472,000.00	K8,569,103.36	62.03	64.80	25.20	26.42
ZM1000005075	11	27/12/2021	27/12/2026	05/07/2024	2	K115,000,000.00	K95,294,745.27	82.62	82.62	20.25	20.25
ZM1000005570	13	27/12/2022	27/12/2032	27/12/2022	8	K69,500,000.00	K42,765,042.82	60.87	61.33	23.80	24.00
ZM1000004839	11	28/06/2021	28/06/2026	03/07/2024	1	K2,955,000.00	K2,457,788.30	83.17	83.17	22.00	22.00
ZM1000002999	13	29/08/2016	29/08/2026	28/06/2024	2	K129,468.00	K119,999.47	88.16	88.16	20.00	20.00

Disclaimer: This content is prepared from information received by the Commission through third-party reports. The content is indicative and intended for informational purposes only and shall not in any way be deemed to be investment advice, guidance or recommendation of the SEC. Users are responsible for making investment decisions and are advised to obtain independent professional advice before acting on or using this information.