



SECURITIES AND EXCHANGE COMMISSION
Protecting Investors in the Capital Markets

Date

< Wednesday, 26 June 2024 >

K562.4M

Total Nominal Value

K516.8M

Total Market Value

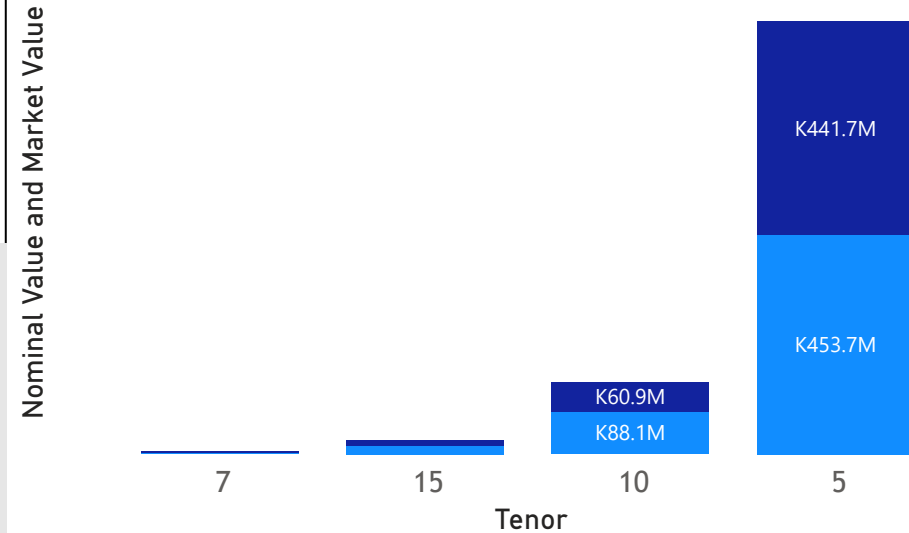
34

Number of Trades

GRZ Bonds Secondary Market Trade Summary Report

Consideration and Nominal Value

● Nominal Value ● Market Value



Range of Trade Prices (ZMW)*

Tenor	Min	Max
5	82.21	100.12
7	68.90	68.90
10	60.22	97.21
15	56.36	90.54

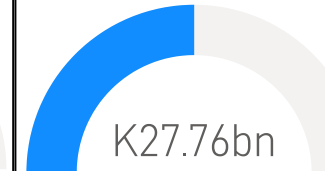
Range of Yields Rates*

Tenor	Min	Max
5	22.25	24.21
7	23.25	23.25
10	13.00	24.49
15	18.61	26.80

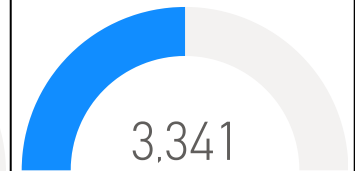
Market Value YTD



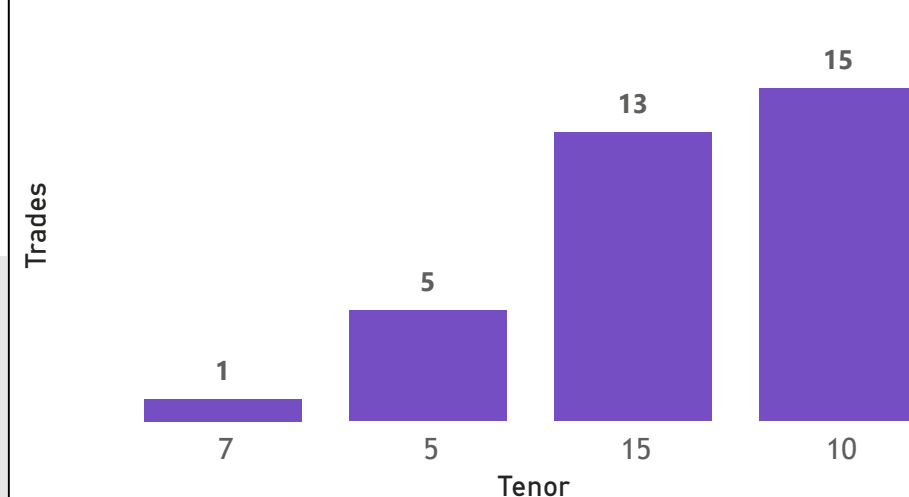
Nominal Value YTD



YTD trades



No. of Trades by Tenor



Primary Market June 21 2024 Auction

Tenor	Cut- Off Yield Rate	Coupon Rates	Range of Successful Yield Rates
2 Years	17.50	17.50	17.0000-17.5000
3 Years	20.50	20.50	19.0000-20.5000
7 Years	23.50	23.50	19.0000-23.5000
5 Years	22.50	22.50	20.0000-22.5000
10 Years	25.75	25.75	20.0000-25.7500
15 Years	27.25	27.25	21.0000-27.2500

*Disclaimer: This content is prepared from information received by the Commission through third-party reports. The range of prices by tenor and range of yields by tenor are based on dealer submissions. The content is indicative and intended for informational purposes only and shall not in any way be deemed to be investment advice, guidance or recommendation of the SEC. Users are responsible for making investment decisions and are advised to obtain independent professional advice before acting on or using this

GRZ Bonds Secondary Market Trade Summary Report

ISIN Code	Coupon Rate	Issue Date	Maturity Date	Trade Date/ Valuation Date	Years To Maturity	Nominal Value	Market Value	Min Trade Price	Max Trade Price	Min Yield	Max Yield
ZM1000004383	14	01/06/2020	01/06/2035	21/06/2024	11	K478,000.00	K313,934.64	65.68	65.68	22.90	22.90
ZM1000001512	14	22/08/2011	18/08/2026	21/06/2024	2	K1,425,000.00	K1,290,225.92	90.54	90.54	24.16	24.16
ZM1000003351	13	18/12/2017	18/12/2027	18/12/2017	3	K9,685,000.00	K7,569,266.38	77.87	77.87	22.50	22.50
ZM1000003351	13	18/12/2017	18/12/2027	21/06/2024	3	K3,949,000.00	K3,074,658.74	74.35	86.31	18.63	24.49
ZM1000004979	13	20/09/2021	20/09/2031	21/06/2024	7	K6,217,000.00	K4,578,112.45	73.64	73.64	21.23	21.23
ZM1000004987	14	20/09/2021	20/09/2036	26/06/2024	12	K512,400.00	K300,000.04	58.53	58.53	26.62	26.62
ZM1000005158	12	21/02/2022	21/02/2029	21/02/2022	4	K3,667,000.00	K2,678,500.22	68.90	68.90	23.25	23.25
ZM1000005919	14	21/08/2023	21/08/2038	18/06/2024	14	K8,047,000.00	K5,264,056.59	65.40	65.57	23.67	23.73
ZM1000005919	14	21/08/2023	21/08/2038	19/06/2024	14	K480,000.00	K314,554.39	65.53	65.53	23.67	23.67
ZM1000005919	14	21/08/2023	21/08/2038	26/06/2024	14	K428,000.00	K249,656.58	58.33	58.33	26.80	26.80
ZM1000004748	14	22/03/2021	22/03/2036	26/06/2024	11	K4,235,789.00	K2,554,807.03	56.36	56.36	26.00	26.00
ZM1000001967	14	26/11/2012	23/11/2027	18/06/2024	3	K1,223,000.00	K1,099,971.74	89.94	89.94	18.61	18.61
ZM1000006453	22.5	24/06/2024	24/06/2029	26/06/2024	5	K350,000,000.00	K350,000,000.00	100.12	100.12	22.50	22.50
ZM1000004656	11	25/01/2021	25/01/2026	21/06/2024	2	K894,000.00	K786,706.22	88.00	88.00	24.21	24.21
ZM1000004656	11	25/01/2021	25/01/2026	25/01/2021	1	K31,995,000.00	K28,862,708.35	85.60	85.60	22.25	22.25
ZM1000004672	13	25/01/2021	25/01/2031	26/06/2024	7	K93,490.00	K70,036.27	74.91	74.91	22.00	22.00
ZM1000004680	14	25/01/2021	25/01/2036	20/06/2024	13	K143,000.00	K99,511.04	69.59	69.59	23.07	23.07
ZM1000005091	13	27/12/2021	27/12/2031	26/06/2024	7	K8,870,000.00	K6,000,024.26	67.65	67.65	13.00	13.00
ZM1000005091	13	27/12/2021	27/12/2031	26/06/2024	8	K8,870,000.00	K5,884,306.24	66.35	66.35	22.50	22.50
ZM1000005570	13	27/12/2022	27/12/2032	27/12/2022	8	K50,000,000.00	K33,350,945.90	60.22	60.22	24.25	24.25
ZM1000004839	11	28/06/2021	28/06/2026	28/06/2021	2	K70,825,000.00	K62,090,998.77	82.21	82.21	22.50	22.50
ZM1000002999	13	29/08/2016	29/08/2026	26/06/2024	2	K411,379.00	K399,898.95	97.21	97.21	17.00	17.00

Disclaimer: This content is prepared from information received by the Commission through third-party reports. The content is indicative and intended for informational purposes only and shall not in any way be deemed to be investment advice, guidance or recommendation of the SEC. Users are responsible for making investment decisions and are advised to obtain independent professional advice before acting on or using this information.