



SECURITIES AND EXCHANGE COMMISSION
Protecting Investors in the Capital Markets

Date

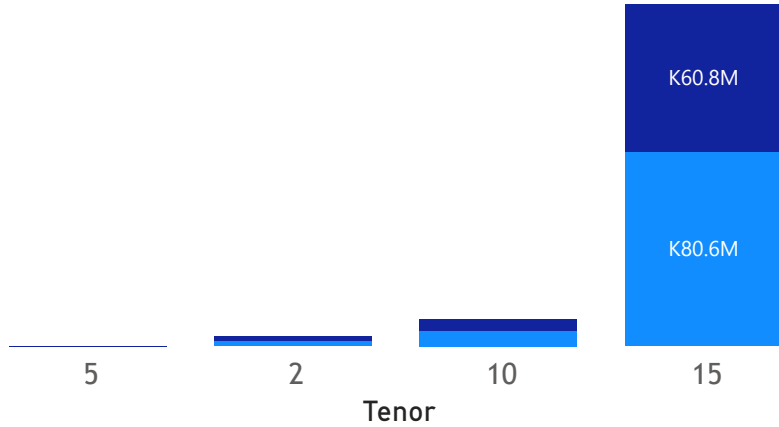
Tuesday, 25 June 2024

GRZ Bonds Secondary Market Trade Summary Report

Consideration and Nominal Value

● Nominal Value ● Market Value

Nominal Value and Market Value



Range of Trade Prices (ZMW)*

Tenor	Min	Max
2	87.44	91.16
5	87.95	87.95
10	69.25	71.37
15	57.90	106.16

Range of Yields Rates*

Tenor	Min	Max
2	19.00	19.50
5	24.20	24.20
10	22.16	22.85
15	18.61	28.00

K89.7M

Total Nominal Value

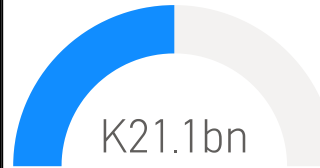
K67.6M

Total Market Value

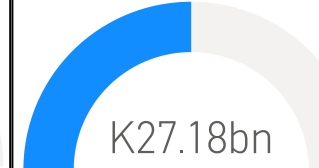
21

Number of Trades

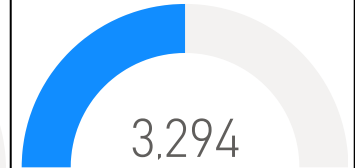
Market Value YTD



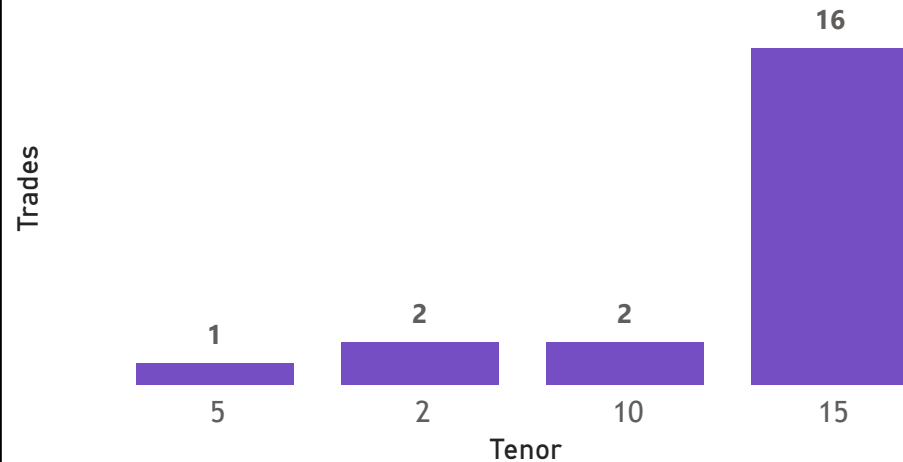
Nominal Value YTD



YTD trades



No. of Trades by Tenor



Primary Market June 21 2024 Auction

Tenor	Cut- Off Yield Rate	Coupon Rates	Range of Successful Yield Rates
2 Years	17.50	17.50	17.0000-17.5000
3 Years	20.50	20.50	19.0000-20.5000
7 Years	23.50	23.50	19.0000-23.5000
5 Years	22.50	22.50	20.0000-22.5000
10 Years	25.75	25.75	20.0000-25.7500
15 Years	27.25	27.25	21.0000-27.2500

*Disclaimer: This content is prepared from information received by the Commission through third-party reports. The range of prices by tenor and range of yields by tenor are based on dealer submissions. The content is indicative and intended for informational purposes only and shall not in any way be deemed to be investment advice, guidance or recommendation of the SEC. Users are responsible for making investment decisions and are advised to obtain independent professional advice before acting on or using this information.

GRZ Bonds Secondary Market Trade Summary Report

ISIN Code	Coupon Rate	Issue Date	Maturity Date	Trade Date/ Valuation Date	Years To Maturity	Nominal Value	Market Value	Min Trade Price	Max Trade Price	Min Yield	Max Yield
ZM1000004383	14	01/06/2020	01/06/2035	20/06/2024	11	K2,284,000.00	K1,499,166.17	65.64	65.64	22.90	22.90
ZM1000004383	14	01/06/2020	01/06/2035	25/06/2024	11	K25,043,000.00	K14,519,312.10	57.90	57.98	26.00	26.00
ZM1000006248	26.5	02/04/2024	02/04/2039	25/06/2024	15	K12,833,756.00	K13,830,313.85	101.67	101.67	26.00	26.00
ZM1000004979	13	20/09/2021	20/09/2031	20/06/2024	7	K5,253,000.00	K3,637,964.87	69.25	69.25	22.85	22.85
ZM1000005919	14	21/08/2023	21/08/2038	20/06/2024	14	K99,000.00	K64,916.70	65.57	65.57	23.67	23.67
ZM1000005919	14	21/08/2023	21/08/2038	25/06/2024	14	K25,016,764.00	K14,865,150.68	58.29	60.09	26.00	26.80
ZM1000006123	26.5	22/01/2024	22/01/2039	25/06/2024	15	K14,000,000.00	K14,857,518.60	106.16	106.16	28.00	28.00
ZM1000001967	14	26/11/2012	23/11/2027	20/06/2024	3	K1,223,000.00	K1,099,971.74	89.94	89.94	18.61	18.61
ZM1000004656	11	25/01/2021	25/01/2026	20/06/2024	2	K60,300.00	K53,036.58	87.95	87.95	24.20	24.20
ZM1000004680	14	25/01/2021	25/01/2036	20/06/2024	12	K143,000.00	K99,511.04	69.59	69.59	23.07	23.07
ZM1000005810	13	26/06/2023	26/06/2033	20/06/2024	10	K1,401,000.00	K999,862.77	71.37	71.37	22.16	22.16
ZM1000006040	9	26/12/2023	26/12/2025	21/06/2024	1	K1,150,000.00	K1,048,284.12	91.16	91.16	19.50	19.50
ZM1000006040	9	26/12/2023	26/12/2025	24/06/2024	1	K1,150,000.00	K1,005,617.50	87.45	87.44	19.00	19.00

Disclaimer: This content is prepared from information received by the Commission through third-party reports. The content is indicative and intended for informational purposes only and shall not in any way be deemed to be investment advice, guidance or recommendation of the SEC. Users are responsible for making investment decisions and are advised to obtain independent professional advice before acting on or using this information.