



SECURITIES AND EXCHANGE COMMISSION
Protecting Investors in the Capital Markets

Date

< Friday, 21 June 2024

K113.7M

Total Nominal Value

K72.6M

Total Market Value

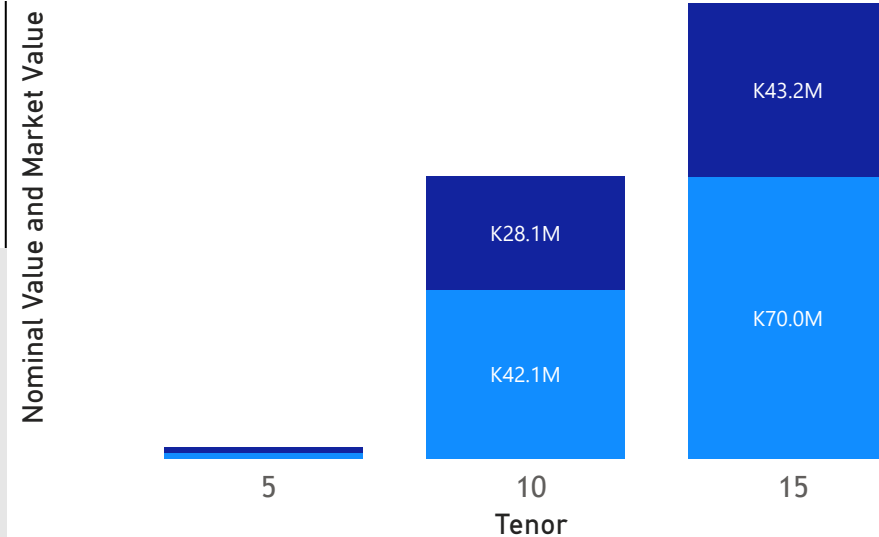
25

Number of Trades

GRZ Bonds Secondary Market Trade Summary Report

Consideration and Nominal Value

● Nominal Value ● Market Value



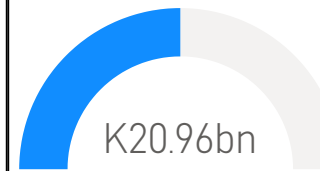
Range of Trade Prices (ZMW)*

Tenor	Min	Max
5	81.16	87.75
10	60.41	98.78
15	56.91	69.42

Range of Yields Rates*

Tenor	Min	Max
5	24.19	24.40
10	16.00	26.60
15	22.59	26.00

Market Value YTD



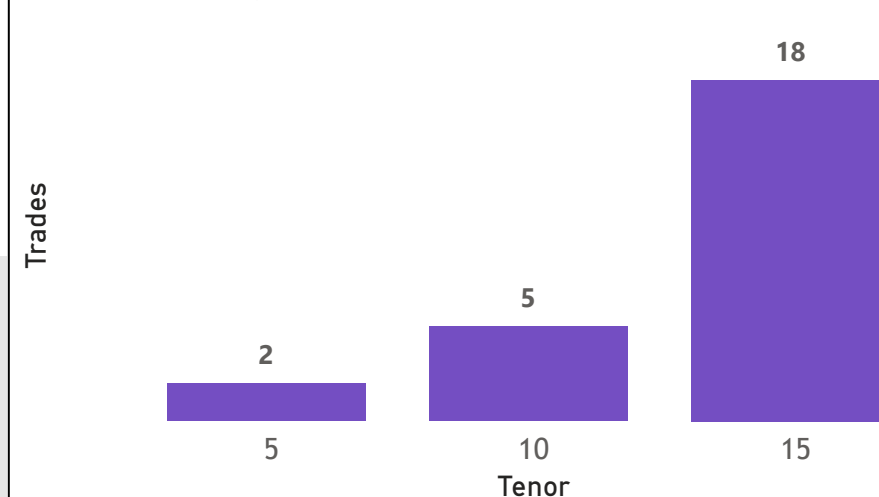
Nominal Value YTD



YTD trades



No. of Trades by Tenor



Primary Market June 21 2024 Auction

Tenor	Cut- Off Yield Rate	Coupon Rates	Range of Successful Yield Rates
2 Years	17.50	17.50	17.0000-17.5000
3 Years	20.50	20.50	19.0000-20.5000
7 Years	23.50	23.50	19.0000-23.5000
5 Years	22.50	22.50	20.0000-22.5000
10 Years	25.75	25.75	20.0000-25.7500
15 Years	27.25	27.25	21.0000-27.2500

*Disclaimer: This content is prepared from information received by the Commission through third-party reports. The range of prices by tenor and range of yields by tenor are based on dealer submissions. The content is indicative and intended for informational purposes only and shall not in any way be deemed to be investment advice, guidance or recommendation of the SEC. Users are responsible for making investment decisions and are advised to obtain independent professional advice before acting on or using this information.

GRZ Bonds Secondary Market Trade Summary Report

ISIN Code	Coupon Rate	Issue Date	Maturity Date	Trade Date/ Valuation Date	Years To Maturity	Nominal Value	Market Value	Min Trade Price	Max Trade Price	Min Yield	Max Yield
ZM1000004383	14	01/06/2020	01/06/2035	21/06/2024	10	K126,212.00	K79,999.86	62.43	62.43	23.75	23.75
ZM1000004979	13	20/09/2021	20/09/2031	21/06/2024	7	K5,253,000.00	K3,637,964.87	65.80	65.80	22.85	22.85
ZM1000005919	14	21/08/2023	21/08/2038	21/06/2024	14	K1,276,410.00	K780,001.64	61.13	61.13	25.50	25.50
ZM1000004748	14	22/03/2021	22/03/2036	14/06/2024	12	K20,000,000.00	K11,950,379.73	59.75	59.75	26.00	26.00
ZM1000004748	14	22/03/2021	22/03/2036	17/06/2024	12	K6,823,000.00	K4,549,523.46	66.67	66.94	23.11	23.21
ZM1000004748	14	22/03/2021	22/03/2036	18/06/2024	12	K1,566,000.00	K1,048,963.34	66.98	66.98	23.11	23.11
ZM1000004748	14	22/03/2021	22/03/2036	21/06/2024	11	K35,000,000.00	K21,208,212.12	56.91	56.91	25.75	25.75
ZM1000004748	14	22/03/2021	22/03/2036	24/05/2024	12	K465,000.00	K313,971.35	67.52	67.52	22.59	22.59
ZM1000004508	14	24/08/2020	24/08/2035	21/06/2024	11	K253,200.00	K155,144.06	61.21	61.21	26.00	26.00
ZM1000004656	11	25/01/2021	25/01/2026	18/06/2024		K580,000.00	K508,925.49	87.75	87.75	24.19	24.19
ZM1000004680	14	25/01/2021	25/01/2036	17/06/2024	13	K2,161,000.00	K1,499,309.49	69.38	69.38	23.07	23.07
ZM1000004680	14	25/01/2021	25/01/2036	18/06/2024	12	K1,246,000.00	K864,995.79	69.42	69.42	23.07	23.07
ZM1000005810	13	26/06/2023	26/06/2033	14/06/2024	9	K12,500,000.00	K7,551,156.34	60.41	60.41	26.60	26.60
ZM1000005075	11	27/12/2021	27/12/2026	18/06/2024	2	K1,031,000.00	K836,802.35	81.16	81.16	24.40	24.40
ZM1000005091	13	27/12/2021	27/12/2031	18/06/2024		K23,331,000.00	K15,910,507.70	68.19	68.19	24.25	24.25
ZM1000002999	13	29/08/2016	29/08/2026	21/06/2024	2	K1,012,106.00	K999,648.22	98.78	98.78	16.00	16.00
ZM1000004805	14	31/05/2021	31/05/2036	17/06/2024	12	K248,000.00	K149,430.73	60.25	60.25	24.63	24.63
ZM1000004805	14	31/05/2021	31/05/2036	18/06/2024	12	K811,000.00	K558,919.76	58.13	58.13	25.54	25.54