



SECURITIES AND EXCHANGE COMMISSION
Protecting Investors in the Capital Markets

Date

< Wednesday, 19 June 2024 >

K114.1M

Total Nominal Value

K100.9M

Total Market Value

30

Number of Trades

GRZ Bonds Secondary Market Trade Summary Report

Consideration and Nominal Value

● Nominal Value ● Market Value

Nominal Value and Market Value



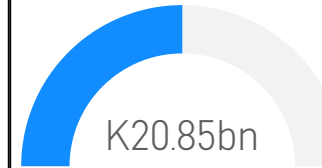
Range of Trade Prices (ZMW)*

Tenor	Min	Max
3	96.32	96.32
5	102.65	102.65
7	81.80	97.02
10	57.84	106.58
15	59.01	77.94

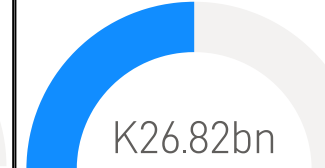
Range of Yields Rates*

Tenor	Min	Max
3	14.10	14.10
5	21.04	21.04
7	16.85	19.50
10	24.00	25.80
15	20.91	25.00

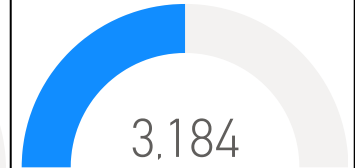
Market Value YTD



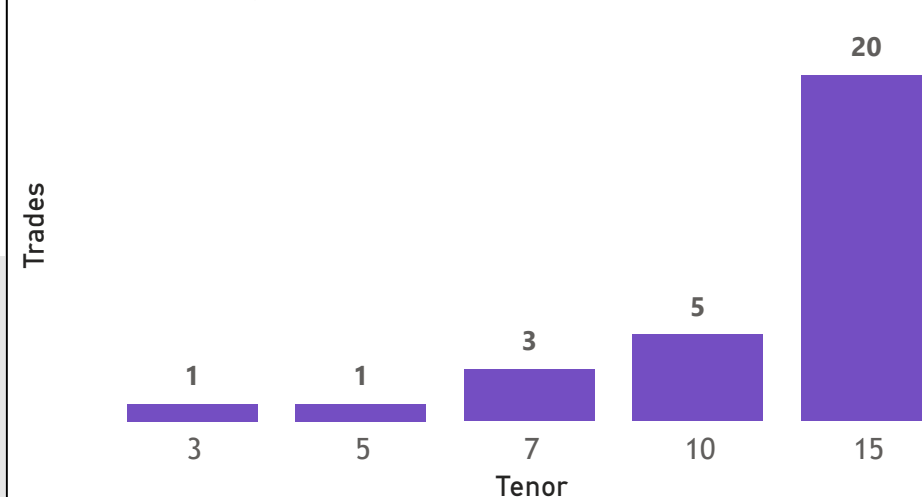
Nominal Value YTD



YTD trades



No. of Trades by Tenor



Primary Market June 21 2024 Auction

Tenor	Cut- Off Yield Rate	Coupon Rates	Range of Successful Yield Rates
2 Years	17.50	17.50	17.0000-17.5000
3 Years	20.50	20.50	19.0000-20.5000
7 Years	23.50	23.50	19.0000-23.5000
5 Years	22.50	22.50	20.0000-22.5000
10 Years	25.75	25.75	20.0000-25.7500
15 Years	27.25	27.25	21.0000-27.2500

*Disclaimer: This content is prepared from information received by the Commission through third-party reports. The range of prices by tenor and range of yields by tenor are based on dealer submissions. The content is indicative and intended for informational purposes only and shall not in any way be deemed to be investment advice, guidance or recommendation of the SEC. Users are responsible for making investment decisions and are advised to obtain independent professional advice before acting on or using this information.

GRZ Bonds Secondary Market Trade Summary Report

ISIN Code	Coupon Rate	Issue Date	Maturity Date	Trade Date/ Valuation Date	Years To Maturity	Nominal Value	Market Value	Min Trade Price	Max Trade Price	Min Yield	Max Yield
ZM1000004383	14	01/06/2020	01/06/2035	14/06/2024	11	K155,000.00	K99,846.22	64.42	64.42	23.26	23.26
ZM1000003898	12	04/07/2018	04/07/2025	06/11/2024	0	K31,756,000.00	K30,808,791.16	97.02	97.02	16.85	16.85
ZM1000003112	13	05/12/2016	05/12/2026	14/06/2024	2	K255,000.00	K205,224.59	80.48	80.48	24.25	24.25
ZM1000006172	24.97	19/02/2024	19/02/2034	14/06/2024	10	K39,370,000.00	K41,960,871.21	106.58	106.58	25.40	25.40
ZM1000005463	14	19/09/2022	19/09/2037	06/03/2024	13	K1,617,000.00	K1,049,268.57	64.15	65.01	24.25	24.60
ZM1000005901	13	21/08/2023	21/08/2033	14/06/2024	9	K9,000,000.00	K5,763,947.05	64.04	64.04	24.00	24.00
ZM1000005901	13	21/08/2023	21/08/2033	20/06/2024	9	K777,000.00	K497,312.42	59.73	59.73	24.03	24.03
ZM1000005919	14	21/08/2023	21/08/2038	14/06/2024	14	K1,223,000.00	K799,006.50	65.33	65.33	23.67	23.67
ZM1000003062	14	21/11/2016	21/11/2031	06/03/2024	7	K408,000.00	K299,737.91	73.47	73.47	21.93	21.93
ZM1000006099	22	22/01/2024	22/01/2029	20/06/2024	4	K446,000.00	K498,155.22	102.65	102.65	21.04	21.04
ZM1000005406	14	22/08/2022	22/08/2037	06/03/2024	13	K757,000.00	K499,988.79	66.05	66.05	24.25	24.25
ZM1000005851	14	24/07/2023	24/07/2038	06/03/2024	14	K3,675,000.00	K2,216,452.23	59.01	77.94	20.91	24.60
ZM1000004680	14	25/01/2021	25/01/2036	14/06/2024	12	K7,296,000.00	K5,057,533.01	68.36	69.34	23.07	23.43
ZM1000005810	13	26/06/2023	26/06/2033	06/03/2024	9	K12,500,000.00	K7,229,383.56	57.84	57.84	25.80	25.80
ZM1000003187	14	27/02/2017	27/02/2032	06/03/2024	8	K513,000.00	K371,876.45	72.49	72.49	23.33	23.33
ZM1000005067	10	27/12/2021	27/12/2024	06/03/2024	2	K191,000.00	K183,973.24	96.32	96.32	14.10	14.10
ZM1000004581	12	30/11/2020	30/11/2027	19/06/2024	3	K3,873,088.00	K3,199,996.35	81.80	81.80	19.50	19.50
ZM1000004805	14	31/05/2021	31/05/2036	14/06/2024	12	K334,000.00	K198,132.03	59.32	59.32	25.00	25.00