



SECURITIES AND EXCHANGE COMMISSION
Protecting Investors in the Capital Markets

Date

< Tuesday, 18 June 2024 >

K148.3M

Total Nominal Value

K126.6M

Total Market Value

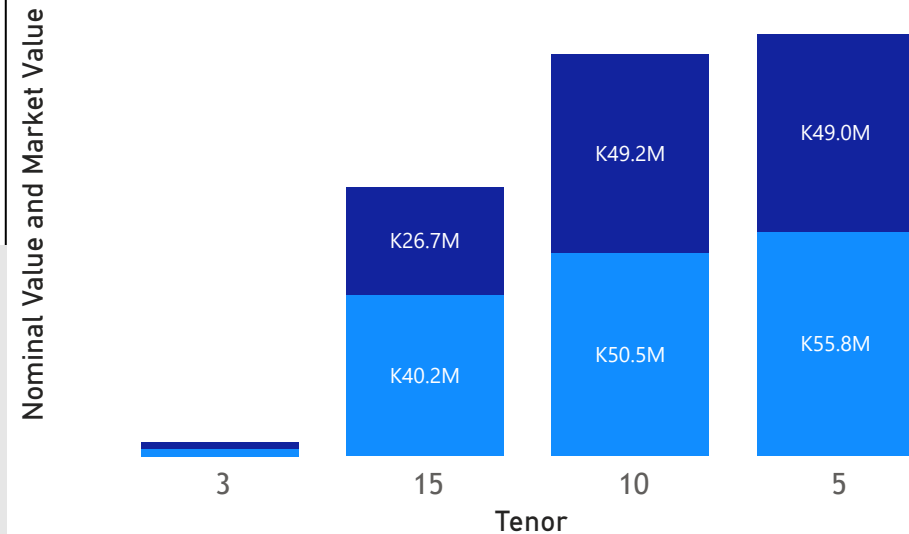
43

Number of Trades

GRZ Bonds Secondary Market Trade Summary Report

Consideration and Nominal Value

● Nominal Value ● Market Value



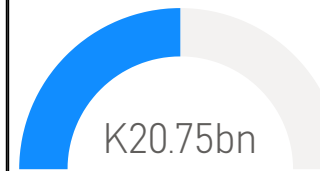
Range of Trade Prices (ZMW)*

Tenor	Min	Max
3	95.44	95.44
5	85.00	96.89
10	59.81	98.30
15	58.08	98.96

Range of Yields Rates*

Tenor	Min	Max
3	20.12	20.12
5	16.00	22.25
10	22.65	25.40
15	18.00	26.55

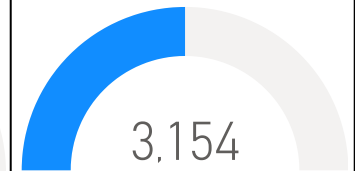
Market Value YTD



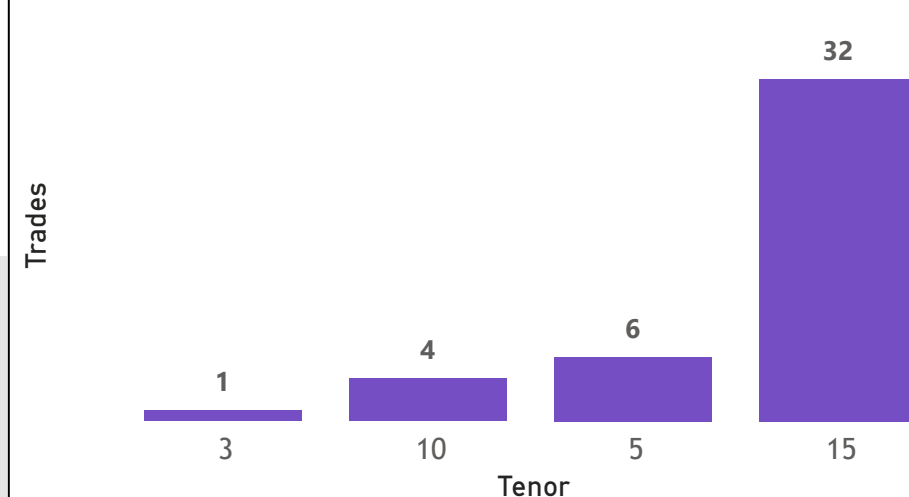
Nominal Value YTD



YTD trades



No. of Trades by Tenor



Primary Market June 21 2024 Auction

Tenor	Cut- Off Yield Rate	Coupon Rates	Range of Successful Yield Rates
2 Years	17.50	17.50	17.0000-17.5000
3 Years	20.50	20.50	19.0000-20.5000
7 Years	23.50	23.50	19.0000-23.5000
5 Years	22.50	22.50	20.0000-22.5000
10 Years	25.75	25.75	20.0000-25.7500
15 Years	27.25	27.25	21.0000-27.2500

*Disclaimer: This content is prepared from information received by the Commission through third-party reports. The range of prices by tenor and range of yields by tenor are based on dealer submissions. The content is indicative and intended for informational purposes only and shall not in any way be deemed to be investment advice, guidance or recommendation of the SEC. Users are responsible for making investment decisions and are advised to obtain independent professional advice before acting on or using this information.

GRZ Bonds Secondary Market Trade Summary Report

ISIN Code	Coupon Rate	Issue Date	Maturity Date	Trade Date/ Valuation Date	Years To Maturity	Nominal Value	Market Value	Min Trade Price	Max Trade Price	Min Yield	Max Yield
ZM1000004383	14	01/06/2020	01/06/2035	06/12/2024	12	K918,000.00	K599,698.18	65.33	65.33	22.90	22.90
ZM1000004383	14	01/06/2020	01/06/2035	18/06/2024	11	K5,261,000.00	K3,113,145.49	58.08	65.64	22.80	25.80
ZM1000001751	14	20/02/2012	16/02/2027	18/06/2024	3	K2,268,000.00	K2,243,868.16	98.96	98.96	18.00	18.00
ZM1000001140	14	22/11/2010	18/11/2025	06/11/2024	3	K596,000.00	K541,040.39	90.78	90.78	23.90	23.90
ZM1000006172	24.97	19/02/2024	19/02/2034	19/06/2024	9	K39,370,000.00	K41,960,871.21	98.30	98.30	25.40	25.40
ZM1000005430	11	19/09/2022	19/09/2027	18/06/2024	3	K1,176,280.00	K1,000,000.78	85.00	85.00	18.50	18.50
ZM1000004979	13	20/09/2021	20/09/2031	06/11/2024	7	K1,442,000.00	K999,593.16	69.32	69.32	22.65	22.65
ZM1000005901	13	21/08/2023	21/08/2033	19/06/2024	9	K9,000,000.00	K5,763,947.05	59.81	59.81	24.00	24.00
ZM1000005919	14	21/08/2023	21/08/2038	04/06/2024	14	K2,516,000.00	K1,557,150.08	61.40	65.29	23.67	25.25
ZM1000005919	14	21/08/2023	21/08/2038	06/11/2024	14	K76,000.00	K49,500.17	65.13	65.13	23.07	23.07
ZM1000005919	14	21/08/2023	21/08/2038	18/06/2024	14	K4,917,292.00	K3,128,042.43	61.42	65.84	23.50	25.25
ZM1000004748	14	22/03/2021	22/03/2036	29/05/2024	12	K462,000.00	K299,902.41	64.91	64.91	23.84	23.84
ZM1000005182	10	23/03/2022	23/03/2025	06/12/2024	1	K1,764,000.00	K1,683,564.50	95.44	95.44	20.12	20.12
ZM1000001967	14	26/11/2012	23/11/2027	06/12/2024	3	K1,196,000.00	K936,149.91	78.27	78.27	24.05	24.05
ZM1000003211	14	24/04/2017	24/04/2032	06/11/2024	8	K39,000.00	K26,661.59	68.36	68.36	23.55	23.55
ZM1000004680	14	25/01/2021	25/01/2036	06/11/2024	12	K2,246,000.00	K1,552,700.66	69.13	69.13	23.07	23.07
ZM1000004680	14	25/01/2021	25/01/2036	06/12/2024	12	K2,633,000.00	K1,823,510.17	69.26	69.26	23.07	23.07
ZM1000004680	14	25/01/2021	25/01/2036	12/06/2024	12	K432,000.00	K299,364.52	69.30	69.30	23.07	23.07
ZM1000005372	14	25/07/2022	25/07/2037	06/12/2024	13	K40,000.00	K23,990.88	59.98	59.98	26.55	26.55
ZM1000006065	14	26/12/2023	26/12/2038	06/12/2024	14	K97,000.00	K65,360.22	67.38	67.38	23.67	23.67
ZM1000006065	14	26/12/2023	26/12/2038	30/05/2024	14	K15,803,000.00	K10,042,923.83	63.55	63.55	25.00	25.00
ZM1000004334	11	27/04/2020	27/04/2025	06/12/2024	2	K504,000.00	K469,932.55	93.24	93.24	22.03	22.03

Disclaimer: This content is prepared from information received by the Commission through third-party reports. The content is indicative and intended for informational purposes only and shall not in any way be deemed to be investment advice, guidance or recommendation of the SEC. Users are responsible for making investment decisions and are advised to obtain independent professional advice before acting on or using this information.