



**SECURITIES AND EXCHANGE COMMISSION**  
Protecting Investors in the Capital Markets

Date

< Friday, 14 June 2024 >

**K60.1M**  
Total Nominal Value

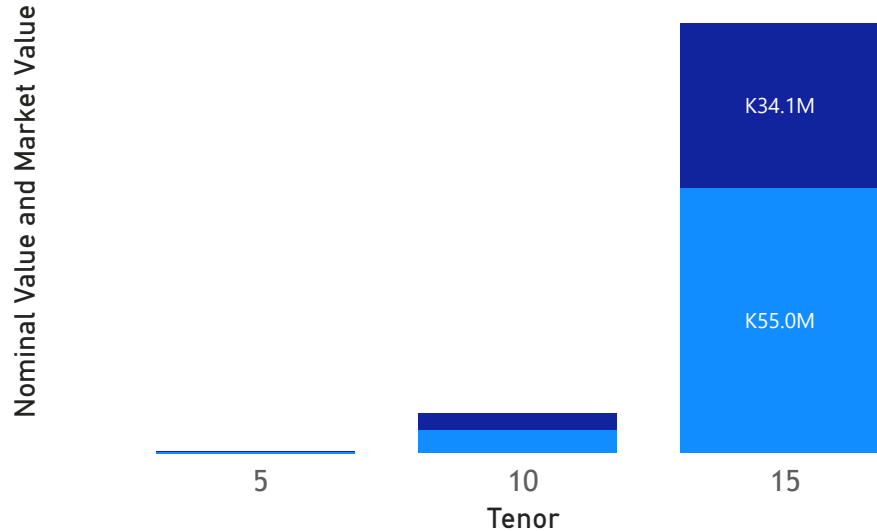
**K37.6M**  
Total Market Value

**17**  
Number of Trades

# GRZ Bonds Secondary Market Trade Summary Report

## Consideration and Nominal Value

● Nominal Value ● Market Value

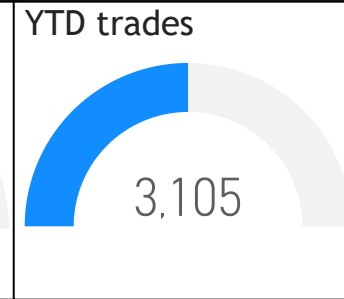
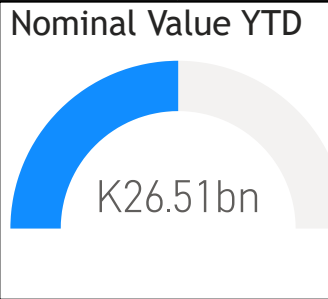
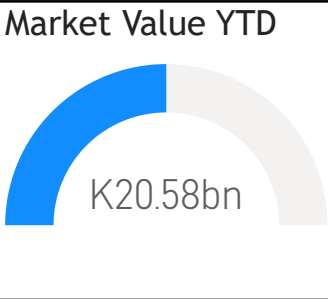


## Range of Trade Prices (ZMW)\*

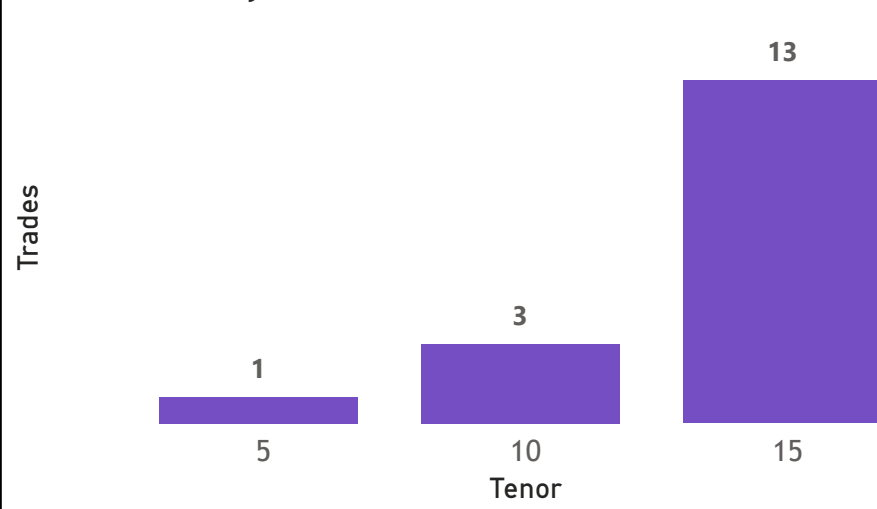
Tenor	Min	Max
5	87.58	87.58
10	63.05	69.32
15	56.34	90.78

## Range of Yields Rates\*

Tenor	Min	Max
5	24.00	24.00
10	22.65	23.75
15	23.07	26.00



## No. of Trades by Tenor



## Primary Market June 21 2024 Auction

Tenor	Cut- Off Yield Rate	Coupon Rates	Range of Successful Yield Rates
2 Years	17.50	17.50	17.0000-17.5000
3 Years	20.50	20.50	19.0000-20.5000
7 Years	23.50	23.50	19.0000-23.5000
5 Years	22.50	22.50	20.0000-22.5000
10 Years	25.75	25.75	20.0000-25.7500
15 Years	27.25	27.25	21.0000-27.2500

\*Disclaimer: This content is prepared from information received by the Commission through third-party reports. The range of prices by tenor and range of yields by tenor are based on dealer submissions. The content is indicative and intended for informational purposes only and shall not in any way be deemed to be investment advice, guidance or recommendation of the SEC. Users are responsible for making investment decisions and are advised to obtain independent professional advice before acting on or using this information.

# GRZ Bonds Secondary Market Trade Summary Report

ISIN Code	Coupon Rate	Issue Date	Maturity Date	Trade Date/ Valuation Date	Years To Maturity	Nominal Value	Market Value	Min Trade Price	Max Trade Price	Min Yield	Max Yield
ZM1000004383	14	01/06/2020	01/06/2035	30/05/2024	12	K15,802,000.00	K9,536,897.07	60.35	60.35	25.00	25.00
ZM1000001140	14	22/11/2010	18/11/2025	11/06/2024	1	K596,000.00	K541,040.39	90.78	90.78	23.90	23.90
ZM1000004979	13	20/09/2021	20/09/2031	11/06/2024	7	K1,442,000.00	K999,593.16	69.32	69.32	22.65	22.65
ZM1000005919	14	21/08/2023	21/08/2038	11/06/2024	14	K76,000.00	K49,500.17	65.13	65.13	23.67	23.67
ZM1000004748	14	22/03/2021	22/03/2036	14/06/2024	11	K28,103,867.00	K17,150,373.27	56.34	61.12	24.00	26.00
ZM1000004748	14	22/03/2021	22/03/2036	22/03/2021	11	K7,771,167.00	K4,999,993.54	61.12	61.12	24.00	24.00
ZM1000003211	14	24/04/2017	24/04/2032	11/06/2024	8	K39,000.00	K26,661.59	68.36	68.36	23.55	23.55
ZM1000004656	11	25/01/2021	25/01/2026	14/06/2024	1	K228,000.00	K199,674.68	87.58	87.58	24.00	24.00
ZM1000004680	14	25/01/2021	25/01/2036	11/06/2024	12	K2,246,000.00	K1,552,700.66	69.13	69.13	23.07	23.07
ZM1000005331	13	27/06/2022	27/06/2032	14/06/2024	8	K716,643.00	K499,000.38	63.43	63.43	23.25	23.25
ZM1000005091	13	27/12/2021	27/12/2031	27/12/2021	7	K2,700,000.00	K1,865,699.85	63.05	63.05	23.75	23.75
ZM1000005497	14	31/10/2022	31/10/2037	14/06/2024	13	K349,410.00	K200,000.30	57.23	57.23	26.00	26.00