



SECURITIES AND EXCHANGE COMMISSION
Protecting Investors in the Capital Markets

Date

< Monday, 10 June 2024 >

K358.3M

Total Nominal Value

K245.6M

Total Market Value

26

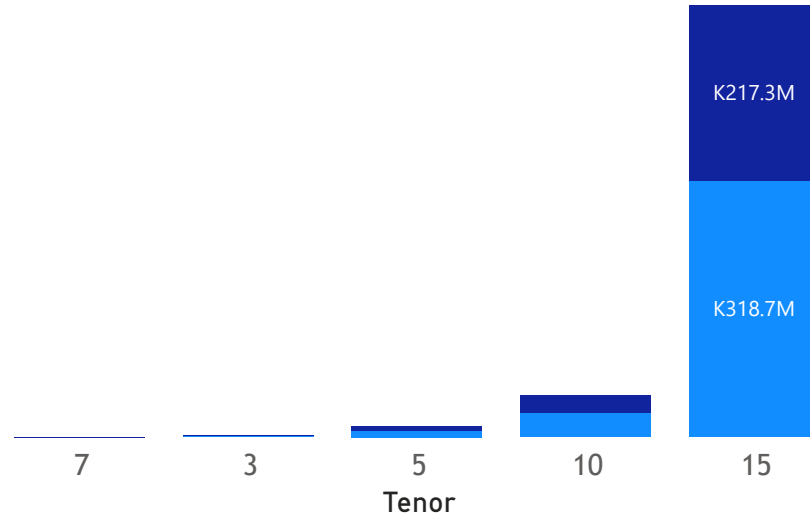
Number of Trades

GRZ Bonds Secondary Market Trade Summary Report

Consideration and Nominal Value

● Nominal Value ● Market Value

Nominal Value and Market Value



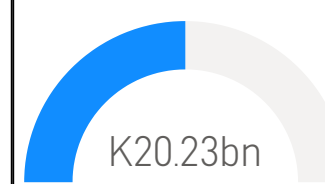
Range of Trade Prices (ZMW)*

Tenor	Min	Max
3	96.68	96.68
5	71.60	96.57
7	74.11	74.11
10	68.77	85.08
15	58.11	107.58


Range of Yields Rates*

Tenor	Min	Max
3	25.71	25.71
5	16.00	23.10
7	21.00	21.00
10	19.00	24.10
15	22.79	27.25

Market Value YTD



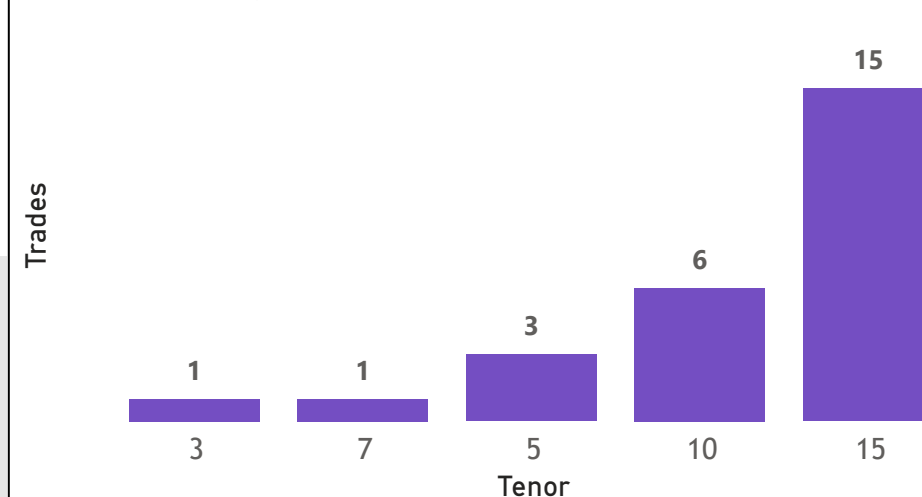
Nominal Value YTD



YTD trades



No. of Trades by Tenor



Primary Market June 21 2024 Auction

Tenor	Cut- Off Yield Rate	Coupon Rates	Range of Successful Yield Rates
2 Years	17.50	17.50	17.0000-17.5000
3 Years	20.50	20.50	19.0000-20.5000
7 Years	23.50	23.50	19.0000-23.5000
5 Years	22.50	22.50	20.0000-22.5000
10 Years	25.75	25.75	20.0000-25.7500
15 Years	27.25	27.25	21.0000-27.2500

*Disclaimer: This content is prepared from information received by the Commission through third-party reports. The range of prices by tenor and range of yields by tenor are based on dealer submissions. The content is indicative and intended for informational purposes only and shall not in any way be deemed to be investment advice, guidance or recommendation of the SEC. Users are responsible for making investment decisions and are advised to obtain independent professional advice before acting on or using this information.

GRZ Bonds Secondary Market Trade Summary Report

ISIN Code	Coupon Rate	Issue Date	Maturity Date	Trade Date/ Valuation Date	Years To Maturity	Nominal Value	Market Value	Min Trade Price	Max Trade Price	Min Yield	Max Yield
ZM1000004383	14	01/06/2020	01/06/2035	01/06/2020	10	K45,000,000.00	K26,306,507.47	58.11	58.11	25.50	25.50
ZM1000004383	14	01/06/2020	01/06/2035	05/06/2024	11	K70,000,000.00	K40,993,883.84	58.46	58.75	25.38	25.50
ZM1000001637	14	21/11/2011	17/11/2026	06/03/2024	2	K241,000.00	K209,057.66	86.75	86.75	22.79	22.79
ZM1000003351	13	18/12/2017	18/12/2027	10/06/2024	3	K125,895.00	K114,999.66	85.08	85.08	19.00	19.00
ZM1000005455	13	19/09/2022	19/09/2032	05/06/2024	8	K1,267,000.00	K899,839.42	71.02	71.02	21.36	21.36
ZM1000005919	14	21/08/2023	21/08/2038	06/04/2024	14	K1,512,000.00	K999,504.72	66.10	66.10	23.20	23.20
ZM1000005919	14	21/08/2023	21/08/2038	10/06/2024	14	K70,000,000.00	K42,102,262.60	60.08	60.63	25.50	25.75
ZM1000003054	13	21/11/2016	21/11/2026	05/06/2024		K1,148,000.00	K950,542.03	82.80	82.80	22.91	22.91
ZM1000006123	26.5	22/01/2024	22/01/2039	10/06/2024	15	K60,000,000.00	K64,527,955.06	107.58	107.58	27.25	27.25
ZM1000004748	14	22/03/2021	22/03/2036	10/06/2024	11	K809,709.00	K520,000.38	61.11	61.11	24.00	24.00
ZM1000004748	14	22/03/2021	22/03/2036	17/04/2024	12	K70,000,000.00	K40,944,590.82	58.49	58.49	25.50	25.50
ZM1000004748	14	22/03/2021	22/03/2036	22/03/2021	11	K1,000,000.00	K609,103.12	60.91	60.91	25.25	25.25
ZM1000005612	14	23/01/2023	23/01/2038	10/06/2024	13	K156,969.00	K100,000.27	58.30	58.30	24.75	24.75
ZM1000005125	12	24/01/2022	24/01/2029	10/06/2024	4	K146,169.00	K114,999.87	74.11	74.11	21.00	21.00
ZM1000005885	11	21/08/2023	24/07/2028	06/04/2024	4	K7,333,000.00	K5,250,656.83	71.60	71.60	23.10	23.10
ZM1000004672	13	25/01/2021	25/01/2031	05/06/2024	7	K13,721,500.00	K9,622,609.18	70.13	70.13	23.60	23.60
ZM1000004672	13	25/01/2021	25/01/2031	06/04/2024	7	K13,700,000.00	K9,420,967.52	68.77	68.77	24.10	24.10
ZM1000005067	10	27/12/2021	27/12/2024	06/03/2024	2	K1,189,000.00	K1,149,524.67	96.68	96.68	25.71	25.71
ZM1000004839	11	28/06/2021	28/06/2026	10/06/2024	2	K279,520.00	K269,962.60	96.57	96.57	16.00	16.00
ZM1000004235	13	30/12/2019	30/12/2029	10/06/2024	5	K622,523.00	K499,999.97	74.44	74.44	21.00	21.00

Disclaimer: This content is prepared from information received by the Commission through third-party reports. The content is indicative and intended for informational purposes only and shall not in any way be deemed to be investment advice, guidance or recommendation of the SEC. Users are responsible for making investment decisions and are advised to obtain independent professional advice before acting on or using this information.