



SECURITIES AND EXCHANGE COMMISSION
Protecting Investors in the Capital Markets

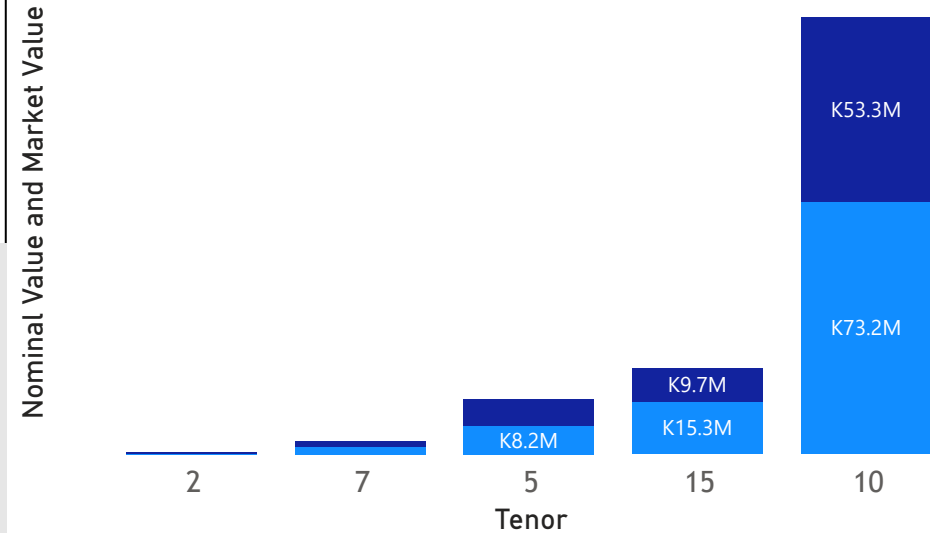
Date

< Monday, 24 June 2024

GRZ Bonds Secondary Market Trade Summary Report

Consideration and Nominal Value

● Nominal Value ● Market Value



Range of Trade Prices (ZMW)*

Tenor	Min	Max
2	100.97	102.87
5	73.23	100.73
7	73.34	73.34
10	61.41	100.89
15	58.13	69.42

Range of Yields Rates*

Tenor	Min	Max
2	10.10	10.60
5	15.00	24.20
7	24.46	24.46
10	17.40	26.12
15	22.90	25.80

K99.1M

Total Nominal Value

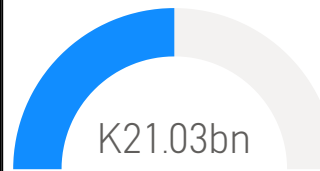
K72.6M

Total Market Value


32

Number of Trades

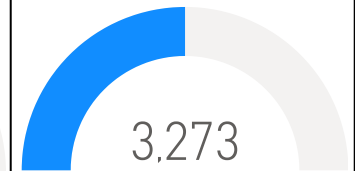
Market Value YTD



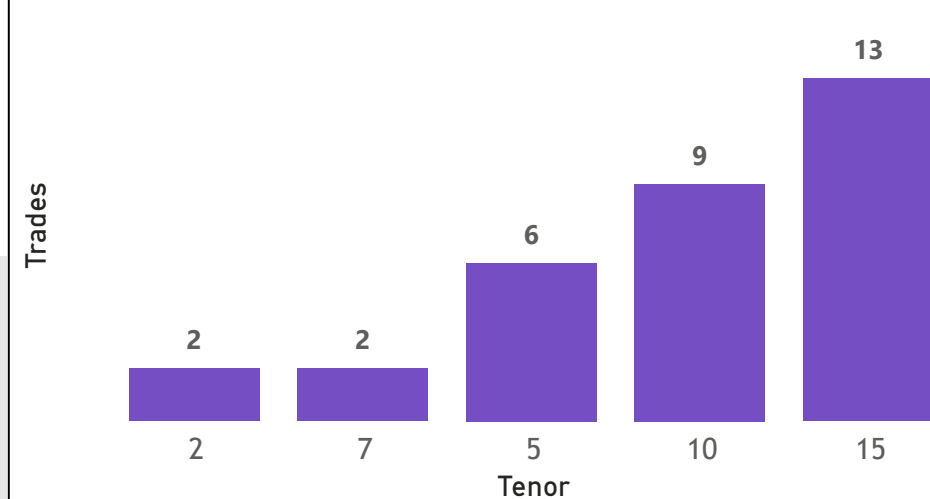
Nominal Value YTD



YTD trades



No. of Trades by Tenor



Primary Market June 21 2024 Auction

Tenor	Cut- Off Yield Rate	Coupon Rates	Range of Successful Yield Rates
2 Years	17.50	17.50	17.0000-17.5000
3 Years	20.50	20.50	19.0000-20.5000
7 Years	23.50	23.50	19.0000-23.5000
5 Years	22.50	22.50	20.0000-22.5000
10 Years	25.75	25.75	20.0000-25.7500
15 Years	27.25	27.25	21.0000-27.2500

*Disclaimer: This content is prepared from information received by the Commission through third-party reports. The range of prices by tenor and range of yields by tenor are based on dealer submissions. The content is indicative and intended for informational purposes only and shall not in any way be deemed to be investment advice, guidance or recommendation of the SEC. Users are responsible for making investment decisions and are advised to obtain independent professional advice before acting on or using this information.

GRZ Bonds Secondary Market Trade Summary Report

ISIN Code	Coupon Rate	Issue Date	Maturity Date	Trade Date/ Valuation Date	Years To Maturity	Nominal Value	Market Value	Min Trade Price	Max Trade Price	Min Yield	Max Yield
ZM1000004383	14	01/06/2020	01/06/2035	19/06/2024	11	K724,000.00	K474,935.25	65.60	65.60	22.90	22.90
ZM1000004383	14	01/06/2020	01/06/2035	24/06/2024	11	K4,500,000.00	K2,624,039.63	58.31	58.31	25.80	25.80
ZM1000003112	13	05/12/2016	05/12/2026	19/06/2024	2	K1,168,000.00	K1,004,845.13	80.72	92.17	17.40	24.26
ZM1000003997	13	17/12/2018	17/12/2028	19/06/2024	4	K186,000.00	K149,628.48	80.45	80.45	19.87	19.87
ZM1000004979	13	20/09/2021	20/09/2031	18/06/2024	7	K163,000.00	K100,092.13	61.41	61.41	26.12	26.12
ZM1000005919	14	21/08/2023	21/08/2038	19/06/2024	14	K1,204,000.00	K789,007.26	65.53	65.53	23.67	23.67
ZM1000005919	14	21/08/2023	21/08/2038	24/06/2024	14	K5,098,268.00	K3,299,970.65	63.68	64.78	24.00	24.40
ZM1000004730	12	22/03/2021	22/03/2028	17/06/2024	4	K2,098,000.00	K1,538,690.08	73.34	73.34	24.46	24.46
ZM1000004748	14	22/03/2021	22/03/2036	18/06/2024	12	K1,566,000.00	K1,048,963.34	66.98	66.98	23.11	23.11
ZM1000005596	9	23/01/2023	23/01/2025	20/01/2023	0	K145,000.00	K149,166.14	102.87	102.87	10.60	10.60
ZM1000006453	22.5	24/06/2024	24/06/2029	24/06/2024	5	K4,000,000.00	K4,029,224.00	100.73	100.73	22.25	22.25
ZM1000006412	25.75	24/06/2024	24/06/2034	24/06/2024	10	K4,000,000.00	K4,035,532.00	100.89	100.89	25.50	25.50
ZM1000004656	11	25/01/2021	25/01/2026	19/06/2024	2	K1,112,000.00	K977,442.27	87.90	87.90	24.20	24.20
ZM1000004672	13	25/01/2021	25/01/2031	18/06/2024	7	K65,000,000.00	K46,183,564.04	71.05	71.05	23.10	23.10
ZM1000004680	14	25/01/2021	25/01/2036	18/06/2024	13	K1,246,000.00	K864,995.79	69.42	69.42	23.07	23.07
ZM1000004680	14	25/01/2021	25/01/2036	19/06/2024	12	K144,000.00	K99,634.86	69.19	69.19	23.20	23.20
ZM1000005794	11	26/06/2023	26/06/2028	25/06/2024	4	K1,600,000.00	K1,258,956.71	73.23	73.23	21.25	21.25
ZM1000005810	13	26/06/2023	26/06/2033	08/09/2024	9	K1,919,000.00	K1,199,532.46	62.51	62.51	23.29	23.29
ZM1000004334	11	27/04/2020	27/04/2025	17/06/2024	2	K693,000.00	K646,787.97	93.33	93.33	22.13	22.13
ZM1000004839	11	28/06/2021	28/06/2026	24/06/2024	2	K810,000.00	K799,144.55	98.66	98.66	15.00	15.00
ZM1000002999	13	29/08/2016	29/08/2026	17/06/2024	0	K671,000.00	K574,666.82	85.64	85.64	24.22	24.22
ZM1000002999	13	29/08/2016	29/08/2026	24/06/2024	2	K106,623.00	K100,000.00	89.62	89.62	24.50	24.50

Disclaimer: This content is prepared from information received by the Commission through third-party reports. The content is indicative and intended for informational purposes only and shall not in any way be deemed to be investment advice, guidance or recommendation of the SEC. Users are responsible for making investment decisions and are advised to obtain independent professional advice before acting on or using this information.