



SECURITIES AND EXCHANGE COMMISSION
Protecting Investors in the Capital Markets

Date

< Monday, 3 June 2024

K16.3M

Total Nominal Value

K12.9M

Total Market Value

16

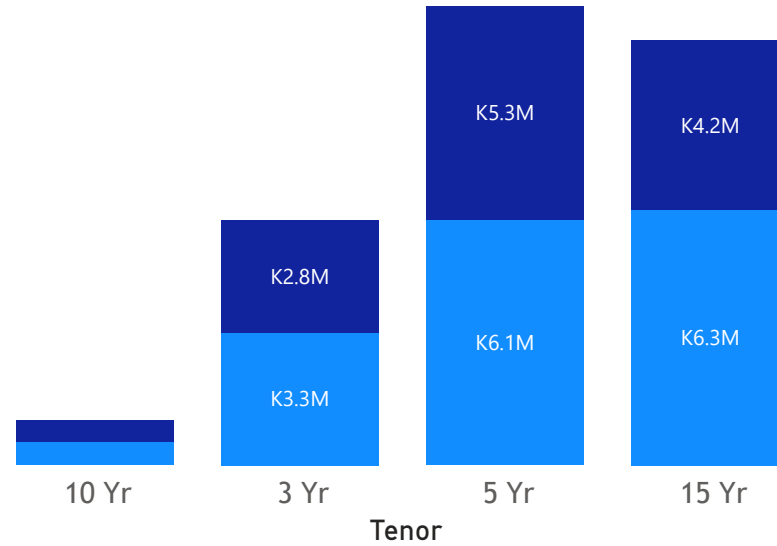
Number of Trades

GRZ Bonds Secondary Market Trade Summary Report

Consideration and Nominal Value

● Nominal Value ● Market Value

Nominal Value and Market Value



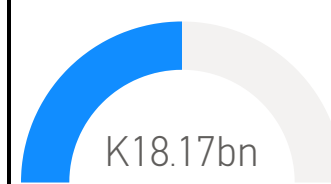
Range of Trade Prices (ZMW)*

Tenor	Min	Max
5 Yr	90.92	98.67
10 Yr	81.42	114.87
3 Yr	56.29	84.82
15 Yr	54.38	88.52

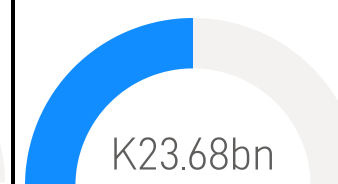
Range of Yields Rates*

Tenor	Min	Max
15 Yr	22.59	28.35
10 Yr	22.10	22.92
3 Yr	20.00	23.79
5 Yr	16.60	19.05

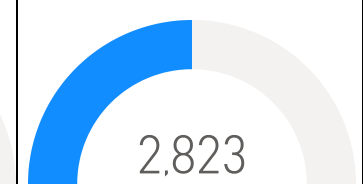
Market Value YTD



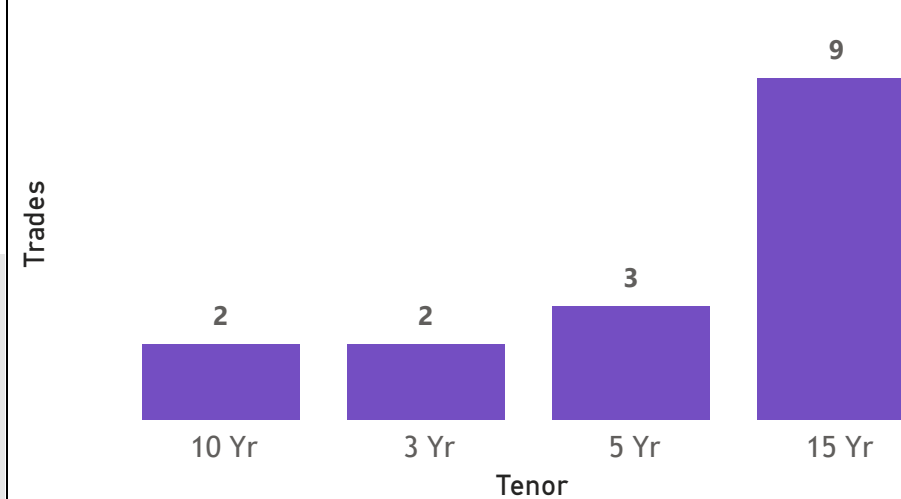
Nominal Value YTD



YTD trades



No. of Trades by Tenor



Primary Market May 24 2024 Auction

Tenor	Cut- Off Yield Rate	Coupon Rates	Range of Successful Yield Rates
2 Years	17.00	17.00	16.0000-17.0000
3 Years	20.00	20.00	18.0000-20.0000
5 Years	22.00	22.00	19.0000-22.0000
15 Years	26.50	26.50	20.0000-26.5000
7 Years	23.00	23.00	21.0000-23.0000
10 Years	25.00	25.00	22.0000-24.9700

*Disclaimer: This content is prepared from information received by the Commission through third-party reports. The range of prices by tenor and range of yields by tenor are based on dealer submissions. The content is indicative and intended for informational purposes only and shall not in any way be deemed to be investment advice, guidance or recommendation of the SEC. Users are responsible for making investment decisions and are advised to obtain independent professional advice before acting on or using this

GRZ Bonds Secondary Market Trade Summary Report

ISIN Code	Coupon Rate	Issue Date	Maturity Date	Trade Date/ Valuation Date	Years To Maturity	Nominal Value	Market Value	Min Trade Price	Max Trade Price	Min Yield	Max Yield
ZM1000004383	14	01/06/2020	01/06/2035	29/05/2024	11	K130,000.00	K78,761.56	60.59	60.59	24.50	24.50
ZM1000003112	13	05/12/2016	05/12/2026	30/09/2022	2	K399,000.00	K324,884.83	81.42	81.42	22.10	22.10
ZM1000001751	14	20/02/2012	16/02/2027	29/05/2024	3	K1,190,000.00	K1,053,398.19	88.52	88.52	23.19	23.19
ZM1000004094	11	17/06/2019	17/06/2024	30/08/2022	0	K1,978,000.00	K1,798,396.34	90.92	90.92	19.05	19.05
ZM1000006172	24.97	19/02/2024	19/02/2034	29/05/2024	10	K191,000.00	K219,406.96	114.87	114.87	22.92	22.92
ZM1000005919	14	21/08/2023	21/08/2038	29/05/2024	14	K821,000.00	K519,561.52	54.38	65.95	23.20	28.35
ZM1000003062	14	21/11/2016	21/11/2031	29/05/2024	7	K316,000.00	K219,488.95	69.46	69.46	22.84	22.84
ZM1000004748	14	22/03/2021	22/03/2036	29/05/2024	12	K1,814,000.00	K1,130,043.42	57.13	67.72	22.59	26.92
ZM1000005182	10	23/03/2022	23/03/2025	30/08/2022	1	K2,122,000.00	K1,799,929.83	84.82	84.82	23.79	23.79
ZM1000005067	10	27/12/2021	27/12/2024	10/05/2022	2	K1,171,000.00	K999,308.76	56.29	56.29	20.00	20.00
ZM1000005075	11	27/12/2021	27/12/2026	28/03/2024	2	K4,126,000.00	K3,499,757.69	98.67	98.67	16.60	16.60
ZM1000005976	14	30/11/2023	30/11/2038	29/05/2024	14	K2,060,037.00	K1,211,948.81	58.83	58.83	24.95	24.95