



SECURITIES AND EXCHANGE COMMISSION
Protecting Investors in the Capital Markets

Date

Tuesday, 30 April 2024

K166.2M

Total Nominal Value

K149.1M

Total Market Value

22

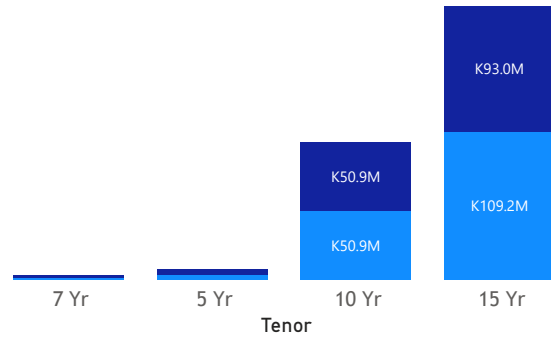
Number of Trades

GRZ Bonds Secondary Market Trade Summary Report

Consideration and Nominal Value

● Nominal Value ● Market Value

Nominal Value and Market Value



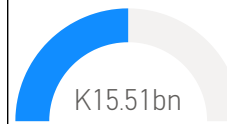
Range of Trade Prices (ZMW)*

Tenor	Min	Max
7 Yr	83.50	83.51
5 Yr	68.84	95.41
15 Yr	54.01	100.54
10 Yr	62.46	100.54

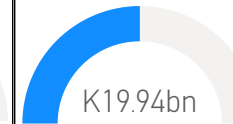
Range of Yields Rates*

Tenor	Min	Max
7 Yr	22.53	22.54
5 Yr	16.63	24.00
15 Yr	21.07	26.54
10 Yr	24.82	25.80

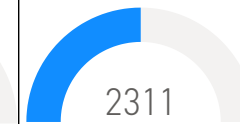
Market Value YTD



Nominal Value YTD

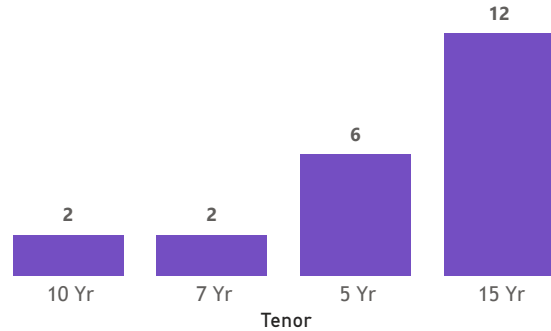


YTD trades



No. of Trades by Tenor

Trades



Primary Market April 26 2024 Auction

Tenor	Cut- Off Yield Rate	Coupon Rates	Range of Successful Yield Rates
2 Years	17.00	17.00	16.0000-17.0000
3 Years	20.00	20.00	18.0000-20.0000
5 Years	22.00	22.00	19.0000-22.0000
7 Years	23.00	23.00	21.0000-23.0000
10 Years	24.97	24.97	22.0000-24.9700
15 Years	26.50	26.50	20.0000-26.5000

*Disclaimer: This content is prepared from information received by the Commission through third-party reports. The range of prices by tenor and range of yields by tenor are based on dealer submissions. The content is indicative and intended for informational purposes only and shall not in any way be deemed to be investment advice, guidance or recommendation of the SEC. Users are responsible for making investment decisions and are advised to obtain independent professional advice before acting on or using this

ISIN Code	Coupon Rate	Issue Date	Maturity Date	Trade Date/ Valuation Date	Years To Maturity	Nominal Value	Market Value	Min Trade Price	Max Trade Price	Min Yield	Max Yield
ZM1000006297	24.97	30/04/2024	30/04/2034	02/05/2024	10	K50,000,000.00	K50,336,010.96	100.54	100.54	24.82	24.82
ZM1000006305	26.5	30/04/2024	30/04/2039	02/05/2024	15	K45,000,000.00	K45,309,692.47	100.54	100.54	26.35	26.35
ZM1000003120	14	05/12/2016	05/12/2031	03/05/2024	7	K60,000,000.00	K44,835,877.40	68.30	69.65	22.50	23.00
ZM1000005075	11	27/12/2021	27/12/2026	25/04/2024	2	K3,885,000.00	K3,264,393.78	80.33	91.80	16.63	23.12
ZM1000004136	12	26/08/2019	26/08/2026	09/04/2024	2	K1,785,000.00	K1,490,552.83	83.50	83.51	22.53	22.54
ZM1000004383	14	01/06/2020	01/06/2035	25/04/2024	11	K1,538,000.00	K1,099,035.86	69.67	71.64	22.38	23.08
ZM1000006065	14	26/12/2023	26/12/2038	02/08/2024	14	K863,000.00	K573,702.52	70.05	70.05	23.20	23.20
ZM1000005695	13	04/03/2023	04/03/2033	30/04/2024	8	K879,000.00	K549,055.38	62.46	62.46	25.80	25.80
ZM1000005166	14	21/02/2022	21/02/2037	30/04/2024	13	K742,560.00	K442,892.80	59.66	59.66	25.50	25.50
ZM1000004334	11	27/04/2020	27/04/2025	22/04/2024	1	K439,000.00	K418,870.95	95.41	95.41	22.72	22.72
ZM1000005919	14	21/08/2023	21/08/2038	30/04/2024	14	K605,098.00	K357,104.90	59.03	59.03	25.50	25.50
ZM1000003062	14	21/11/2016	21/11/2031	22/04/2024	7	K438,000.00	K349,243.51	79.74	79.74	21.07	21.07
ZM1000005679	11	04/03/2023	04/03/2028	30/04/2024	3	K44,000.00	K30,289.78	68.84	68.84	24.00	24.00
ZM1000005976	14	30/11/2023	30/11/2038	30/04/2024	14	K10,000.00	K5,401.45	54.01	54.01	26.54	26.54