



**SECURITIES AND EXCHANGE COMMISSION**  
Protecting Investors in the Capital Markets

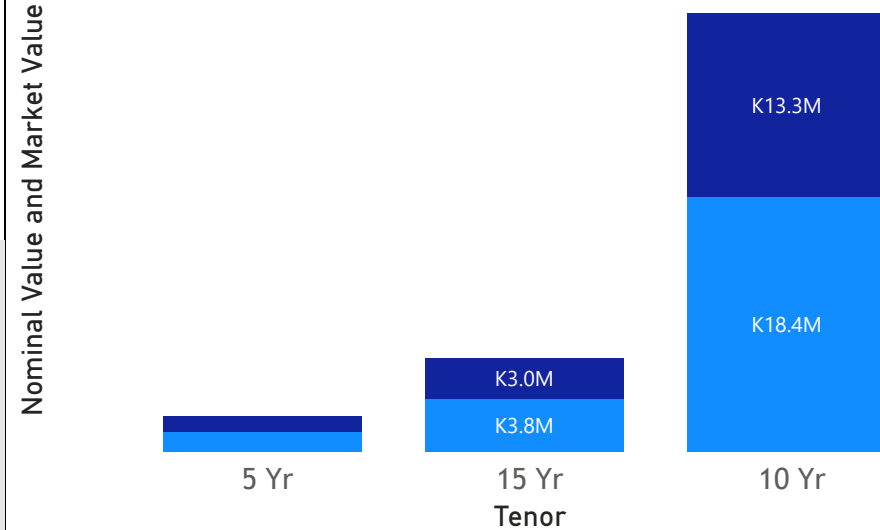
Date

< Monday, 27 May 2024

# GRZ Bonds Secondary Market Trade Summary Report

## Consideration and Nominal Value

● Nominal Value ● Market Value



## Range of Trade Prices (ZMW)\*

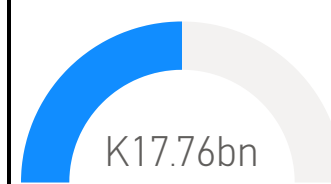
Tenor	Min	Max
5 Yr	81.84	93.15
10 Yr	70.96	81.41
15 Yr	64.23	97.54

## Range of Yields Rates\*

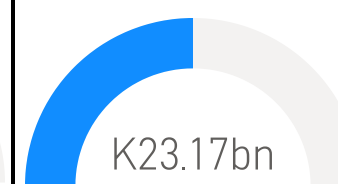
Tenor	Min	Max
5 Yr	16.60	23.15
15 Yr	16.45	25.80
10 Yr	23.50	26.30

Nominal Value and Market Value

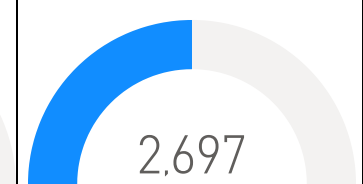
## Market Value YTD



## Nominal Value YTD



## YTD trades



**K23.6M**

Total Nominal Value

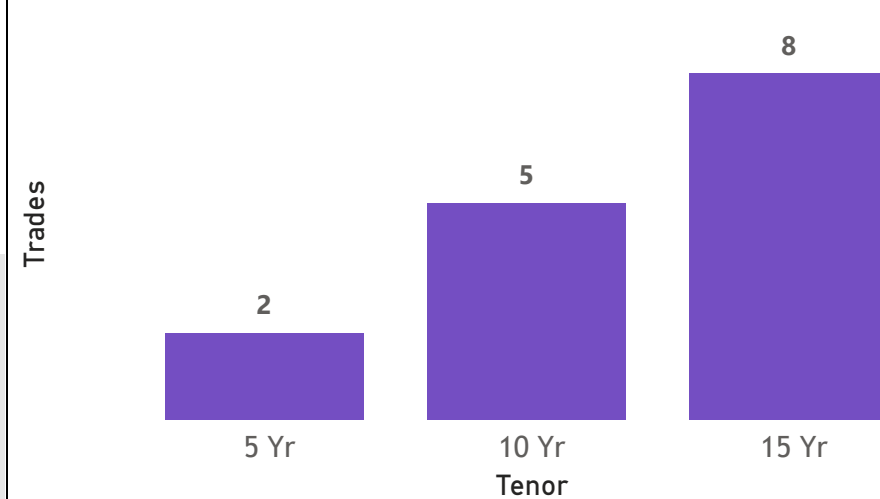
**K17.4M**

Total Market Value

**15**

Number of Trades

## No. of Trades by Tenor



Trades

## Primary Market May 24 2024 Auction

Tenor	Cut- Off Yield Rate	Coupon Rates	Range of Successful Yield Rates
2 Years	17.00	17.00	16.0000-17.0000
3 Years	20.00	20.00	18.0000-20.0000
5 Years	22.00	22.00	19.0000-22.0000
15 Years	26.50	26.50	20.0000-26.5000
7 Years	23.00	23.00	21.0000-23.0000
10 Years	25.00	25.00	22.0000-24.9700

\*Disclaimer: This content is prepared from information received by the Commission through third-party reports. The range of prices by tenor and range of yields by tenor are based on dealer submissions. The content is indicative and intended for informational purposes only and shall not in any way be deemed to be investment advice, guidance or recommendation of the SEC. Users are responsible for making investment decisions and are advised to obtain independent professional advice before acting on or using this

# GRZ Bonds Secondary Market Trade Summary Report

ISIN Code	Coupon Rate	Issue Date	Maturity Date	Trade Date/ Valuation Date	Years To Maturity	Nominal Value	Market Value	Min Trade Price	Max Trade Price	Min Yield	Max Yield
ZM1000004383	14	01/06/2020	01/06/2035	22/05/2024	11	K239,000.00	K174,088.01	72.47	72.99	22.38	22.56
ZM1000004383	14	01/06/2020	01/06/2035	27/05/2024	11	K1,321,200.00	K848,638.43	64.23	64.23	25.80	25.80
ZM1000001637	14	21/11/2011	17/11/2026	22/05/2024	2	K615,000.00	K599,858.45	97.54	97.54	16.45	16.45
ZM1000001512	14	22/08/2011	18/08/2026	22/05/2024	2	K712,000.00	K651,852.33	91.55	91.55	22.38	22.38
ZM1000003351	13	18/12/2017	18/12/2027	22/05/2024	3	K1,112,000.00	K902,156.11	81.13	81.13	23.57	23.57
ZM1000001967	14	26/11/2012	23/11/2027	22/05/2024	3	K738,000.00	K568,325.12	77.01	77.01	24.18	24.18
ZM1000004680	14	25/01/2021	25/01/2036	22/05/2024	12	K157,000.00	K109,618.36	69.82	69.82	22.56	22.56
ZM1000005075	11	27/12/2021	27/12/2026	22/05/2024	2	K1,378,000.00	K1,139,816.61	81.84	93.15	16.60	23.15
ZM1000004854	13	28/06/2021	28/06/2031	20/05/2024	7	K16,600,000.00	K11,780,026.72	70.96	70.96	23.50	23.50
ZM1000002999	13	29/08/2016	29/08/2026	22/05/2024	2	K714,000.00	K581,297.01	81.41	81.41	26.30	26.30