



SECURITIES AND EXCHANGE COMMISSION  
Protecting Investors in the Capital Markets

Date

Thursday, 25 April 2024

**K201.5M**

Total Nominal Value

**K197.7M**

Total Market Value

**7**

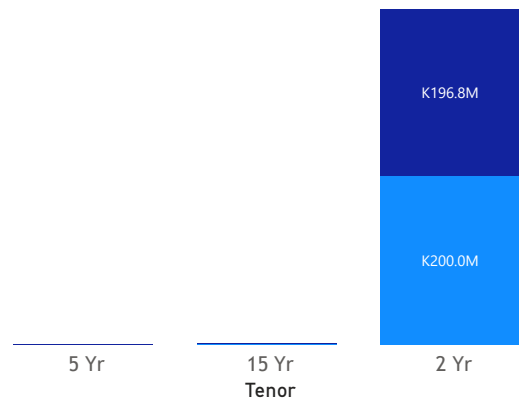
Number of Trades

# GRZ Bonds Secondary Market Trade Summary Report

## Consideration and Nominal Value

● Nominal Value ● Market Value

Nominal Value and Market Value



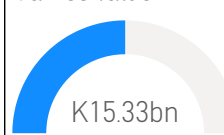
## Range of Trade Prices (ZMW)\*

Tenor	Min	Max
5 Yr	78.97	78.97
2 Yr	97.32	98.40
15 Yr	59.14	61.02

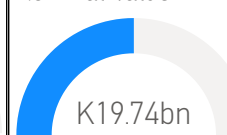
## Range of Yields Rates\*

Tenor	Min	Max
5 Yr	19.00	19.00
2 Yr	16.40	16.40
15 Yr	25.11	26.40

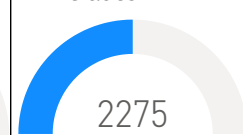
## Market Value YTD



## Nominal Value YTD

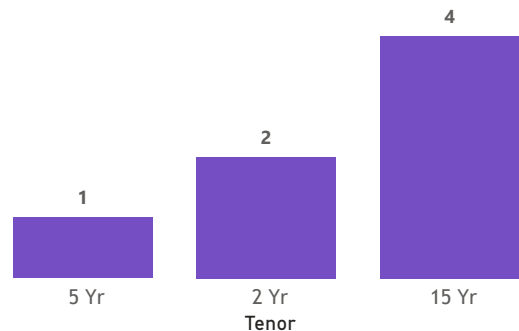


## YTD trades



## No. of Trades by Tenor

Trades



## Primary Market April 26 2024 Auction

Tenor	Cut- Off Yield Rate	Coupon Rates	Range of Successful Yield Rates
2 Years	17.00	17.00	16.0000-17.0000
3 Years	20.00	20.00	18.0000-20.0000
5 Years	22.00	22.00	19.0000-22.0000
7 Years	23.00	23.00	21.0000-23.0000
10 Years	24.97	24.97	22.0000-24.9700
15 Years	26.50	26.50	20.0000-26.5000

\*Disclaimer: This content is prepared from information received by the Commission through third-party reports. The range of prices by tenor and range of yields by tenor are based on dealer submissions. The content is indicative and intended for informational purposes only and shall not in any way be deemed to be investment advice, guidance or recommendation of the SEC. Users are responsible for making investment decisions and are advised to obtain independent professional advice before acting on or using this

ISIN Code	Coupon Rate	Issue Date	Maturity Date	Trade Date/ Valuation Date	Years To Maturity	Nominal Value	Market Value	Min Trade Price	Max Trade Price	Min Yield	Max Yield
ZM1000005414	9	19/09/2022	19/09/2024	25/04/2024	5	K100,000,000.00	K98,403,631.51	98.40	98.40	16.40	16.40
ZM1000005414	9	19/09/2022	19/09/2024	25/04/2024	0	K100,000,000.00	K98,403,630.63	97.32	97.32	16.40	16.40
ZM1000005166	14	21/02/2022	21/02/2037	24/04/2024	13	K760,420.00	K449,618.66	59.14	59.14	25.68	25.68
ZM1000005885	11	21/08/2023	24/07/2028	25/04/2024	4	K316,000.00	K249,536.88	78.97	78.97	19.00	19.00
ZM1000005257	14	03/05/2022	03/05/2037	25/04/2024	13	K339,412.00	K208,869.64	0.00		26.40	26.40
ZM1000005372	14	25/07/2022	25/07/2037	19/04/2024	13	K40,000.00	K24,409.18	61.02	61.02	25.11	25.11