



SECURITIES AND EXCHANGE COMMISSION
Protecting Investors in the Capital Markets

Date

< Tuesday, 23 April 2024 >

K264.1M

Total Nominal Value

K256.6M

Total Market Value

10

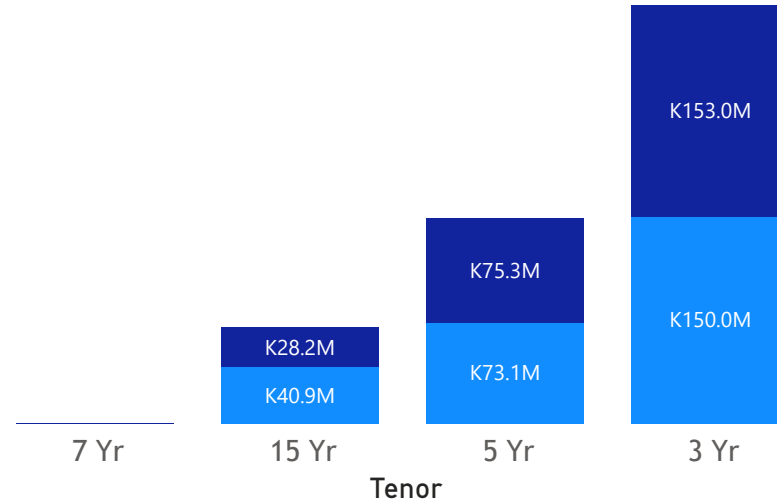
Number of Trades

GRZ Bonds Secondary Market Trade Summary Report

Consideration and Nominal Value

● Nominal Value ● Market Value

Nominal Value and Market Value



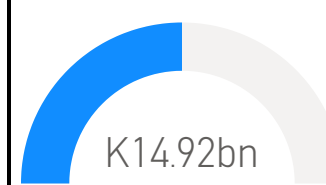
Range of Trade Prices (ZMW)*

Tenor	Min	Max
7 Yr	83.80	83.80
5 Yr	99.02	99.31
3 Yr	98.71	98.98
15 Yr	51.82	67.38


Range of Yields Rates*

Tenor	Min	Max
7 Yr	19.50	19.50
5 Yr	15.10	16.90
3 Yr	15.30	16.70
15 Yr	23.50	28.50

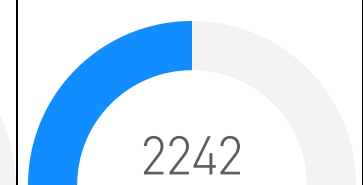
Market Value YTD



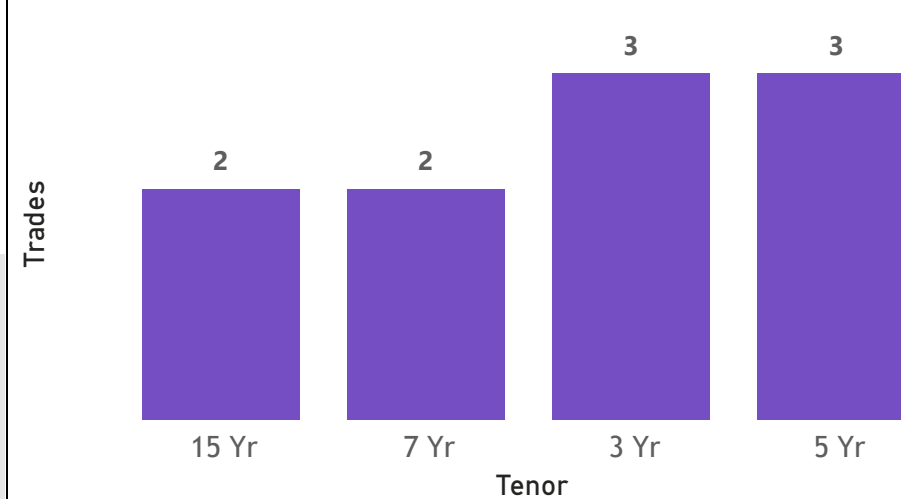
Nominal Value YTD



YTD trades



No. of Trades by Tenor



Primary Market April 26 2024 Auction

Tenor	Cut- Off Yield Rate	Coupon Rates	Range of Successful Yield Rates
2 Years	17.00	17.00	16.0000-17.0000
3 Years	20.00	20.00	18.0000-20.0000
5 Years	22.00	22.00	19.0000-22.0000
7 Years	23.00	23.00	21.0000-23.0000
10 Years	24.97	24.97	22.0000-24.9700
15 Years	26.50	26.50	20.0000-26.5000

*Disclaimer: This content is prepared from information received by the Commission through third-party reports. The range of prices by tenor and range of yields by tenor are based on dealer submissions. The content is indicative and intended for informational purposes only and shall not in any way be deemed to be investment advice, guidance or recommendation of the SEC. Users are responsible for making investment decisions and are advised to obtain independent professional advice before acting on or using this

ISIN Code	Coupon Rate	Issue Date	Maturity Date	Trade Date/ Valuation Date	Years To Maturity	Nominal Value	Market Value	Min Trade Price	Max Trade Price	Min Yield	Max Yield
ZM1000004821	10	28/06/2021	28/06/2024	28/06/2021	0	K150,012,000.00	K152,995,810.61	98.71	98.98	15.30	16.70
ZM1000004094	11	17/06/2019	17/06/2024	28/08/2019	0	K73,149,000.00	K75,310,364.90	99.02	99.31	15.10	16.90
ZM1000003005	14	29/08/2016	29/08/2031	26/08/2016	7	K40,000,000.00	K27,765,150.68	67.38	67.38	23.50	23.50
ZM1000005463	14	19/09/2022	19/09/2037	23/04/2024	13	K925,000.00	K479,301.39	51.82	51.82	28.50	28.50
ZM1000005000	12	01/11/2021	01/11/2028	23/04/2024	4	K23,878.00	K20,000.70	83.80	83.80	19.50	19.50