



SECURITIES AND EXCHANGE COMMISSION  
Protecting Investors in the Capital Markets

Date

Monday, 22 April 2024

**K114.5M**

Total Nominal Value

**K92.9M**

Total Market Value

**22**

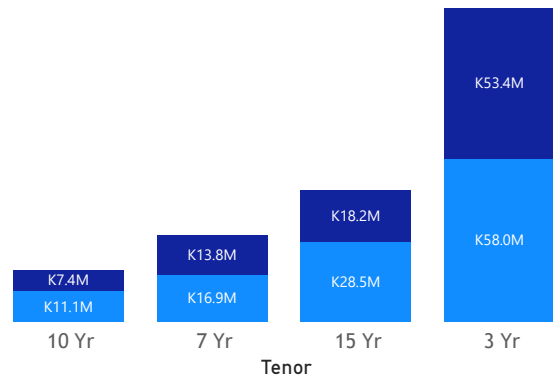
Number of Trades

# GRZ Bonds Secondary Market Trade Summary Report

## Consideration and Nominal Value

● Nominal Value ● Market Value

Nominal Value and Market Value



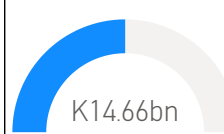
## Range of Trade Prices (ZMW)\*

Tenor	Min	Max
7 Yr	79.61	82.64
3 Yr	88.81	88.81
15 Yr	59.07	67.37
10 Yr	62.12	69.11

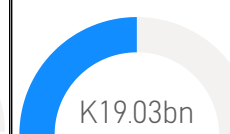
## Range of Yields Rates\*

Tenor	Min	Max
7 Yr	18.58	19.77
3 Yr	18.00	18.00
15 Yr	23.00	25.50
10 Yr	21.68	25.35

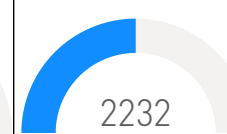
## Market Value YTD



## Nominal Value YTD

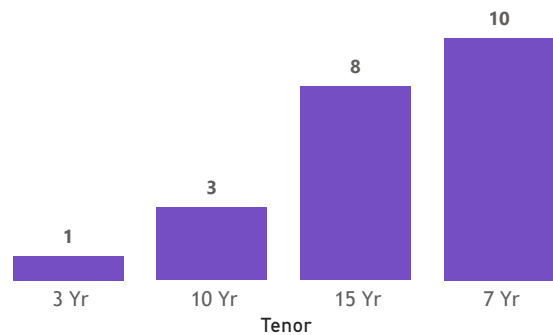


## YTD trades



## No. of Trades by Tenor

Trades



## Primary Market April 26 2024 Auction

Tenor	Cut- Off Yield Rate	Coupon Rates	Range of Successful Yield Rates
2 Years	17.00	17.00	16.0000-17.0000
3 Years	20.00	20.00	18.0000-20.0000
5 Years	22.00	22.00	19.0000-22.0000
7 Years	23.00	23.00	21.0000-23.0000
10 Years	24.97	24.97	22.0000-24.9700
15 Years	26.50	26.50	20.0000-26.5000

\*Disclaimer: This content is prepared from information received by the Commission through third-party reports. The range of prices by tenor and range of yields by tenor are based on dealer submissions. The content is indicative and intended for informational purposes only and shall not in any way be deemed to be investment advice, guidance or recommendation of the SEC. Users are responsible for making investment decisions and are advised to obtain independent professional advice before acting on or using this

ISIN Code	Coupon Rate	Issue Date	Maturity Date	Trade Date/ Valuation Date	Years To Maturity	Nominal Value	Market Value	Min Trade Price	Max Trade Price	Min Yield	Max Yield
ZM1000005547	10	27/12/2022	27/12/2025	22/04/2024	1	K58,000,000.00	K53,417,358.54	88.81	88.81	18.00	18.00
ZM1000005406	14	22/08/2022	22/08/2037	22/04/2024	13	K23,887,700.00	K15,205,761.94	59.07	65.36	23.00	25.50
ZM1000004672	13	25/01/2021	25/01/2031	28/03/2024	7	K10,395,000.00	K6,955,370.82	66.91	66.91	23.75	23.75
ZM1000005034	12	29/11/2021	29/11/2028	23/02/2024	4	K5,090,000.00	K4,198,929.19	82.49	82.49	18.59	18.59
ZM1000005034	12	29/11/2021	29/11/2028	13/02/2024	4	K3,649,000.00	K2,999,950.92	82.21	82.21	18.59	18.59
ZM1000005588	14	27/12/2022	27/12/2037	22/04/2024	13	K4,472,000.00	K2,923,304.10	61.09	67.37	23.00	25.50
ZM1000005034	12	29/11/2021	29/11/2028	03/04/2024	4	K3,318,000.00	K2,649,614.26	79.86	79.86	19.77	19.77
ZM1000005034	12	29/11/2021	29/11/2028	16/04/2024	4	K1,697,000.00	K1,399,918.04	82.49	82.49	18.59	18.59
ZM1000005034	12	29/11/2021	29/11/2028	21/02/2024	4	K1,576,000.00	K1,298,835.88	82.41	82.41	18.59	19.74
ZM1000005034	12	29/11/2021	29/11/2028	26/02/2024	4	K605,000.00	K499,977.01	82.64	82.64	18.58	18.58
ZM1000005034	12	29/11/2021	29/11/2028	03/05/2024	4	K625,000.00	K499,356.51	79.90	79.90	19.77	19.77
ZM1000005810	13	26/06/2023	26/06/2033	27/03/2024	9	K578,000.00	K399,469.75	69.11	69.11	21.68	21.68
ZM1000005034	12	29/11/2021	29/11/2028	27/02/2024	4	K376,000.00	K299,328.73	79.61	79.61	19.77	19.77
ZM1000005612	14	23/01/2023	23/01/2038	22/04/2024		K158,000.00	K100,368.80	63.52	63.52	24.00	24.00
ZM1000005091	13	27/12/2021	27/12/2031	25/03/2024	7	K108,000.00	K67,084.75	62.12	62.12	25.35	25.35