



SECURITIES AND EXCHANGE COMMISSION
Protecting Investors in the Capital Markets

Date

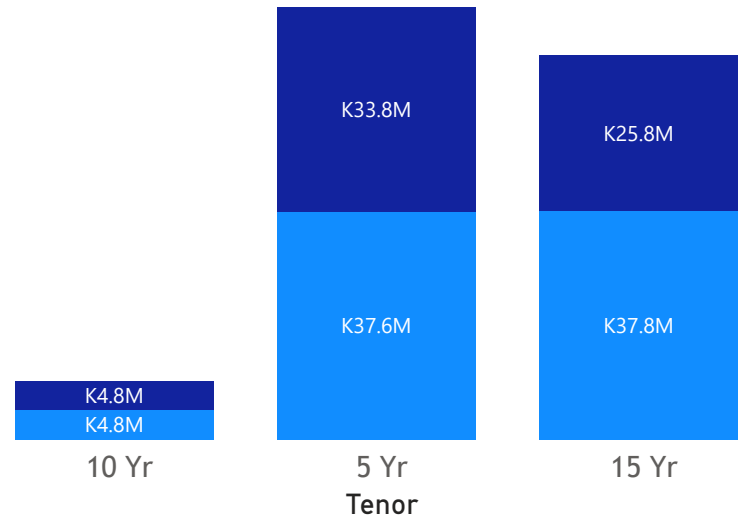
Tuesday, 21 May 2024

GRZ Bonds Secondary Market Trade Summary Report

Consideration and Nominal Value

● Nominal Value ● Market Value

Nominal Value and Market Value



Range of Trade Prices (ZMW)*

Tenor	Min	Max
5 Yr	82.33	90.32
15 Yr	59.75	100.54
10 Yr	57.27	100.54

Range of Yields Rates*

Tenor	Min	Max
5 Yr	18.00	22.54
15 Yr	23.00	26.35
10 Yr	24.82	27.00

K80.2M

Total Nominal Value

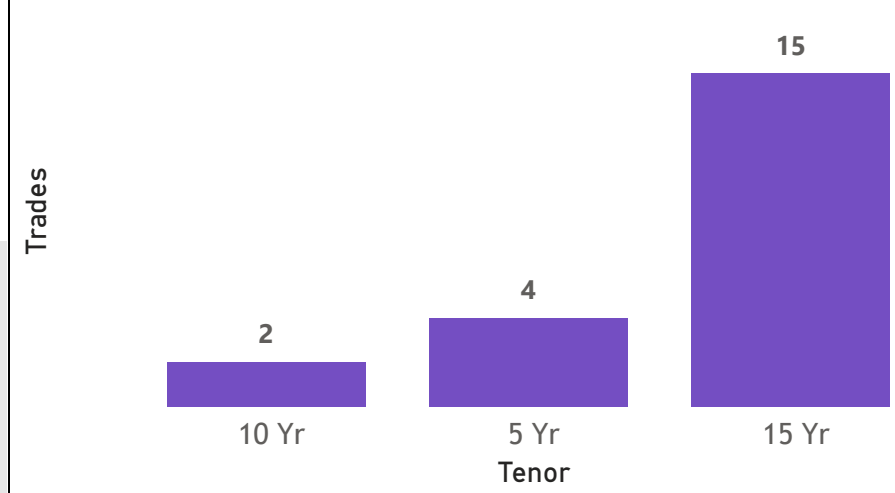
K64.4M

Total Market Value

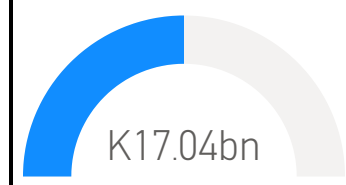
21

Number of Trades

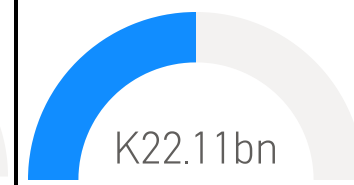
No. of Trades by Tenor



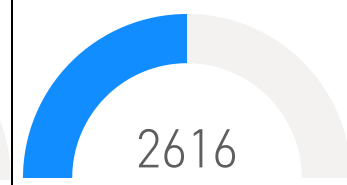
Market Value YTD



Nominal Value YTD



YTD trades



Primary Market April 26 2024 Auction

Tenor	Cut- Off Yield Rate	Coupon Rates	Range of Successful Yield Rates
2 Years	17.00	17.00	16.0000-17.0000
3 Years	20.00	20.00	18.0000-20.0000
5 Years	22.00	22.00	19.0000-22.0000
7 Years	23.00	23.00	21.0000-23.0000
10 Years	24.97	24.97	22.0000-24.9700
15 Years	26.50	26.50	20.0000-26.5000

*Disclaimer: This content is prepared from information received by the Commission through third-party reports. The range of prices by tenor and range of yields by tenor are based on dealer submissions. The content is indicative and intended for informational purposes only and shall not in any way be deemed to be investment advice, guidance or recommendation of the SEC. Users are responsible for making investment decisions and are advised to obtain independent professional advice before acting on or using this

GRZ Bonds Secondary Market Trade Summary Report

ISIN Code	Coupon Rate	Issue Date	Maturity Date	Trade Date/ Valuation Date	Years To Maturity	Nominal Value	Market Value	Min Trade Price	Max Trade Price	Min Yield	Max Yield
ZM1000004383	14	01/06/2020	01/06/2035	21/05/2024	11	K154,000.00	K109,315.14	70.98	70.98	23.00	23.00
ZM1000005430	11	19/09/2022	19/09/2027	21/05/2024	3	K706,420.00	K600,000.70	84.93	84.93	18.00	18.00
ZM1000004748	14	22/03/2021	22/03/2036	21/05/2024	11	K12,546,966.00	K7,500,002.40	59.75	59.75	25.50	25.50
ZM1000005216	13	23/03/2022	23/03/2032	21/05/2024	7	K174,000.00	K99,649.05	57.27	57.27	27.00	27.00
ZM1000004656	11	25/01/2021	25/01/2026	04/10/2024	1	K35,000,000.00	K31,612,668.84	90.32	90.32	19.15	19.15
ZM1000006065	14	26/12/2023	26/12/2038	02/08/2024	14	K20,867,000.00	K13,917,975.05	70.05	70.05	23.20	23.56
ZM1000005075	11	27/12/2021	27/12/2026	17/05/2024	2	K1,934,000.00	K1,592,174.24	82.33	82.33	22.54	22.54
ZM1000006297	24.97	30/04/2024	30/04/2034	30/04/2024	10	K4,663,000.00	K4,694,336.39	100.54	100.54	24.82	24.82
ZM1000006305	26.5	30/04/2024	30/04/2039	30/04/2024	15	K4,196,000.00	K4,224,877.10	100.54	100.54	26.35	26.35

Disclaimer: This content is prepared from information received by the Commission through third-party reports. The content is indicative and intended for informational purposes only and shall not in any way be deemed to be investment advice, guidance or recommendation of the SEC. Users are responsible for making investment decisions and are advised to obtain independent professional advice before acting on or using this information.