



SECURITIES AND EXCHANGE COMMISSION
Protecting Investors in the Capital Markets

Date

< Monday, 20 May 2024

K87.1M

Total Nominal Value

K71.1M

Total Market Value

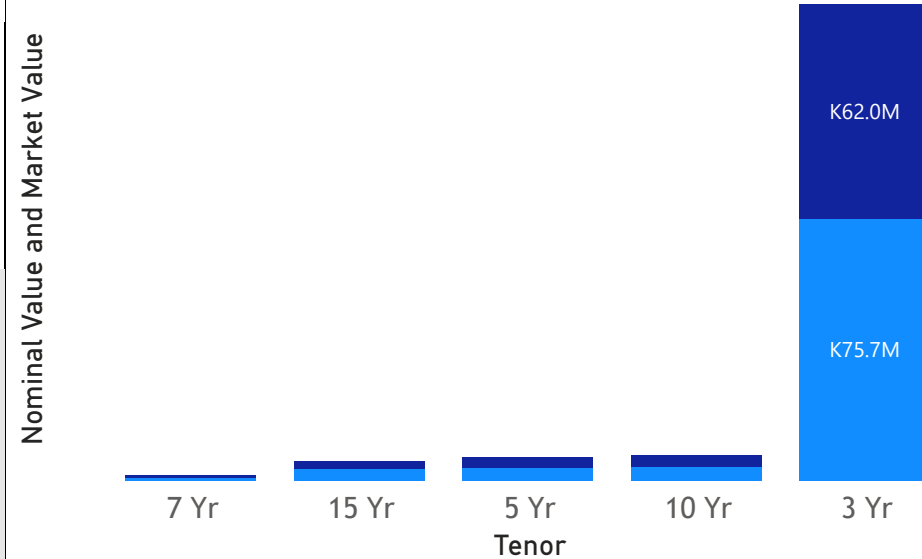
22

Number of Trades

GRZ Bonds Secondary Market Trade Summary Report

Consideration and Nominal Value

● Nominal Value ● Market Value



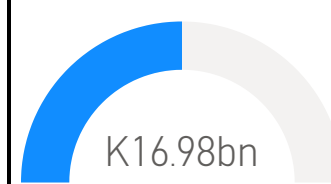
Range of Trade Prices (ZMW)*

Tenor	Min	Max
7 Yr	83.01	84.83
5 Yr	81.31	94.08
3 Yr	79.46	79.46
15 Yr	53.03	92.60
10 Yr	80.78	87.52

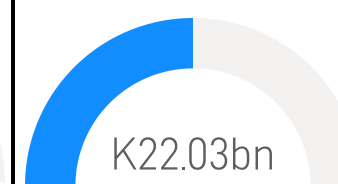
Range of Yields Rates*

Tenor	Min	Max
7 Yr	20.30	22.47
5 Yr	16.00	23.14
3 Yr	22.00	22.00
15 Yr	21.07	27.09
10 Yr	22.50	23.57

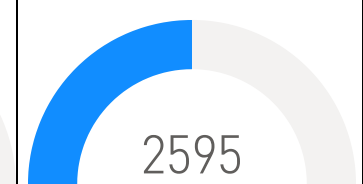
Market Value YTD



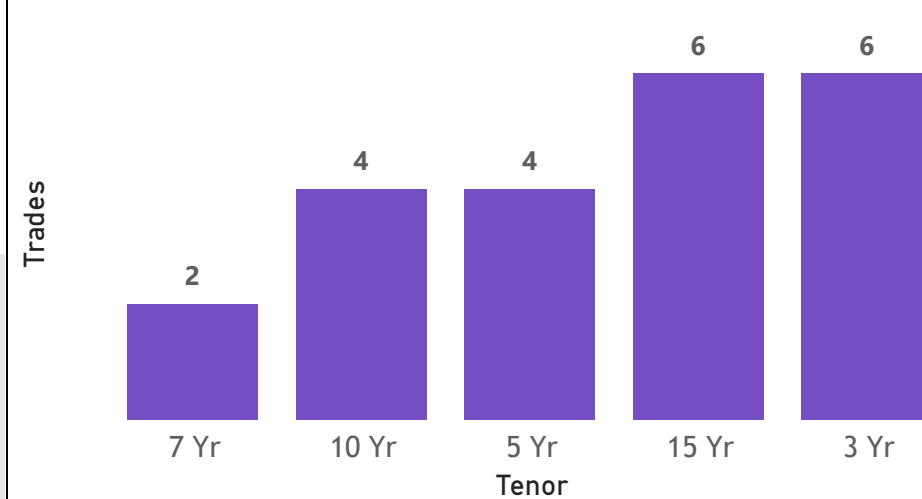
Nominal Value YTD



YTD trades



No. of Trades by Tenor



Primary Market April 26 2024 Auction

Tenor	Cut- Off Yield Rate	Coupon Rates	Range of Successful Yield Rates
2 Years	17.00	17.00	16.0000-17.0000
3 Years	20.00	20.00	18.0000-20.0000
5 Years	22.00	22.00	19.0000-22.0000
7 Years	23.00	23.00	21.0000-23.0000
10 Years	24.97	24.97	22.0000-24.9700
15 Years	26.50	26.50	20.0000-26.5000

*Disclaimer: This content is prepared from information received by the Commission through third-party reports. The range of prices by tenor and range of yields by tenor are based on dealer submissions. The content is indicative and intended for informational purposes only and shall not in any way be deemed to be investment advice, guidance or recommendation of the SEC. Users are responsible for making investment decisions and are advised to obtain independent professional advice before acting on or using this

GRZ Bonds Secondary Market Trade Summary Report

ISIN Code	Coupon Rate	Issue Date	Maturity Date	Trade Date/ Valuation Date	Years To Maturity	Nominal Value	Market Value	Min Trade Price	Max Trade Price	Min Yield	Max Yield
ZM1000004383	14	01/06/2020	01/06/2035	16/05/2024	11	K1,127,000.00	K687,067.43	60.96	60.96	27.09	27.09
ZM1000004383	14	01/06/2020	01/06/2035	20/05/2024	11	K312,000.00	K199,474.72	63.93	63.93	25.80	25.80
ZM1000005877	10	02/10/2023	02/10/2026	21/08/2023	3	K75,700,000.00	K61,996,752.83	79.46	79.46	22.00	22.00
ZM1000003112	13	05/12/2016	05/12/2026	15/05/2024	2	K2,278,000.00	K1,993,681.57	87.52	87.52	22.94	22.94
ZM1000003112	13	05/12/2016	05/12/2026	16/05/2024	2	K634,000.00	K553,550.98	87.31	87.31	22.94	22.94
ZM1000001140	14	22/11/2010	18/11/2025	15/05/2024	1	K590,000.00	K546,365.32	92.60	92.60	21.07	21.07
ZM1000003351	13	18/12/2017	18/12/2027	15/05/2024	3	K511,000.00	K412,802.31	80.78	80.78	23.57	23.57
ZM1000005919	14	21/08/2023	21/08/2038	20/05/2024	14	K194,000.00	K109,494.18	53.03	53.03	27.01	27.01
ZM1000004136	12	26/08/2019	26/08/2026	15/05/2024	2	K634,000.00	K537,830.08	84.83	84.83	22.47	22.47
ZM1000004342	12	27/04/2020	27/04/2027	20/05/2024	2	K120,000.00	K99,611.84	83.01	83.01	20.30	20.30
ZM1000005075	11	27/12/2021	27/12/2026	15/05/2024	2	K1,298,000.00	K1,057,996.72	81.51	81.51	23.14	23.14
ZM1000005075	11	27/12/2021	27/12/2026	16/05/2024	2	K1,388,000.00	K1,128,644.08	81.31	81.31	23.14	23.14
ZM1000005075	11	27/12/2021	27/12/2026	20/05/2024	2	K850,258.00	K799,999.56	94.08	94.08	16.00	16.00
ZM1000002999	13	29/08/2016	29/08/2026	15/05/2024	2	K411,000.00	K355,773.24	86.56	86.56	22.50	22.50
ZM1000005497	14	31/10/2022	31/10/2037	20/05/2024	13	K1,023,060.00	K600,001.52	58.65	58.65	25.00	25.00

Disclaimer: This content is prepared from information received by the Commission through third-party reports. The content is indicative and intended for informational purposes only and shall not in any way be deemed to be investment advice, guidance or recommendation of the SEC. Users are responsible for making investment decisions and are advised to obtain independent professional advice before acting on or using this information.