



SECURITIES AND EXCHANGE COMMISSION
Protecting Investors in the Capital Markets

Date

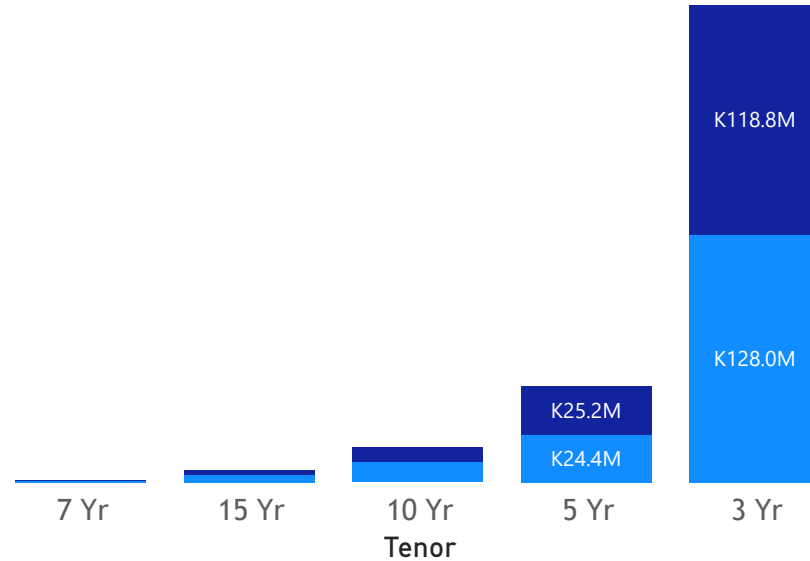
Thursday, 18 April 2024

GRZ Bonds Secondary Market Trade Summary Report

Consideration and Nominal Value

● Nominal Value ● Market Value

Nominal Value and Market Value



Range of Trade Prices (ZMW)*

Tenor	Min	Max
7 Yr	60.40	60.40
5 Yr	99.31	99.31
3 Yr	83.66	98.98
15 Yr	62.59	79.33
10 Yr	66.82	73.15

Range of Yields Rates*

Tenor	Min	Max
7 Yr	26.50	26.50
5 Yr	16.00	16.00
3 Yr	15.68	20.00
15 Yr	21.09	25.80
10 Yr	21.37	22.90

K167.6M

Total Nominal Value

K154.3M

Total Market Value


14

Number of Trades

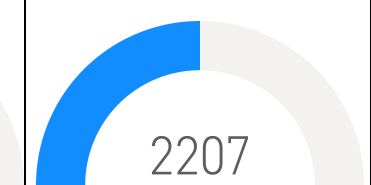
Market Value YTD



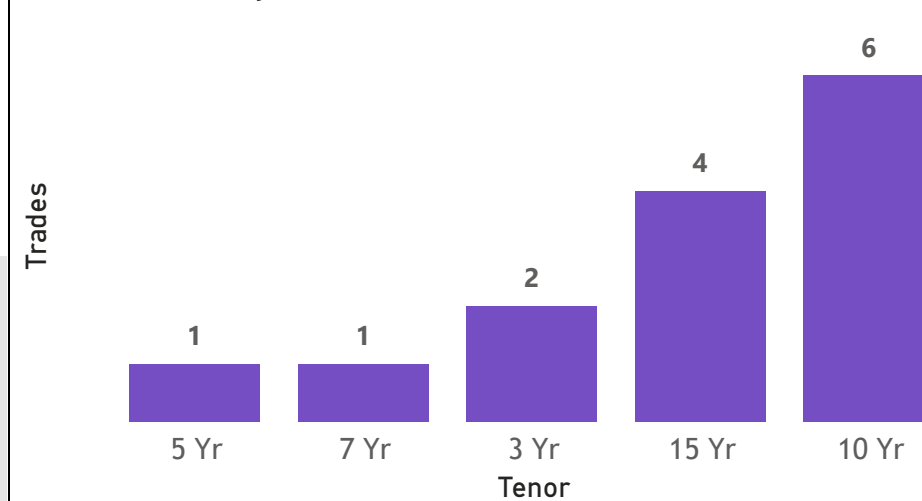
Nominal Value YTD



YTD trades



No. of Trades by Tenor



Primary Market April 26 2024 Auction

Tenor	Cut- Off Yield Rate	Coupon Rates	Range of Successful Yield Rates
2 Years	17.00	17.00	16.0000-17.0000
3 Years	20.00	20.00	18.0000-20.0000
5 Years	22.00	22.00	19.0000-22.0000
7 Years	23.00	23.00	21.0000-23.0000
10 Years	24.97	24.97	22.0000-24.9700
15 Years	26.50	26.50	20.0000-26.5000

*Disclaimer: This content is prepared from information received by the Commission through third-party reports. The range of prices by tenor and range of yields by tenor are based on dealer submissions. The content is indicative and intended for informational purposes only and shall not in any way be deemed to be investment advice, guidance or recommendation of the SEC. Users are responsible for making investment decisions and are advised to obtain independent professional advice before acting on or using this

ISIN Code	Coupon Rate	Issue Date	Maturity Date	Trade Date/ Valuation Date	Years To Maturity	Nominal Value	Market Value	Min Trade Price	Max Trade Price	Min Yield	Max Yield
ZM1000005786	10	26/06/2023	26/06/2026	18/04/2024	2	K78,000,000.00	K67,713,947.89	83.66	83.66	20.00	20.00
ZM1000004821	10	28/06/2021	28/06/2024	18/04/2024	0	K50,004,000.00	K51,097,327.53	98.98	98.98	15.68	15.68
ZM1000004094	11	17/06/2019	17/06/2024	18/04/2024	0	K24,383,000.00	K25,155,338.84	99.31	99.31	16.00	16.00
ZM1000005901	13	21/08/2023	21/08/2033	12/04/2024	9	K6,094,000.00	K4,099,331.98	66.82	67.56	21.74	22.00
ZM1000005455	13	19/09/2022	19/09/2032	12/04/2024	14	K4,089,000.00	K2,798,926.28	68.12	68.89	21.37	21.64
ZM1000003062	14	21/11/2016	21/11/2031	12/04/2024	14	K1,512,000.00	K1,199,427.45	79.33	79.33	21.09	21.09
ZM1000004383	14	01/06/2020	01/06/2035	18/04/2024	10	K1,362,000.00	K852,454.10	62.59	62.59	25.80	25.80
ZM1000006065	14	26/12/2023	26/12/2038	12/04/2024	14	K785,000.00	K515,843.15	64.31	66.13	23.21	23.90
ZM1000005448	12	19/09/2022	19/09/2029	18/04/2024	5	K795,000.00	K480,191.94	60.40	60.40	26.50	26.50
ZM1000004235	13	30/12/2019	30/12/2029	18/04/2024	5	K546,000.00	K399,404.50	73.15	73.15	22.90	22.90