



SECURITIES AND EXCHANGE COMMISSION
Protecting Investors in the Capital Markets

Date

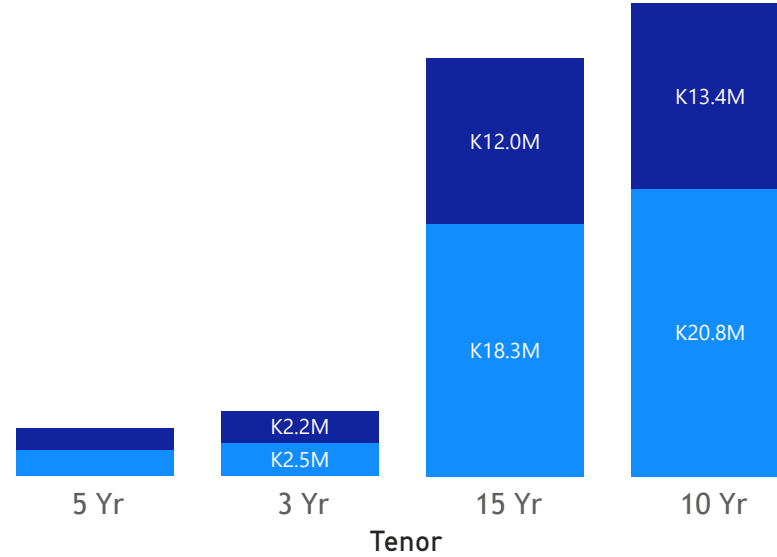
Friday, 17 May 2024

GRZ Bonds Secondary Market Trade Summary Report

Consideration and Nominal Value

● Nominal Value ● Market Value

Nominal Value and Market Value



Range of Trade Prices (ZMW)*

Tenor	Min	Max
5 Yr	82.33	82.33
3 Yr	91.51	91.51
15 Yr	56.91	72.56
10 Yr	55.32	98.72

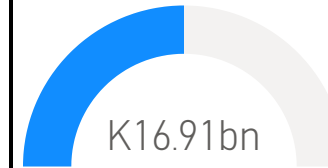
Range of Yields Rates*

Tenor	Min	Max
5 Yr	16.61	16.61
3 Yr	23.43	23.43
15 Yr	22.38	26.40
10 Yr	16.52	26.00

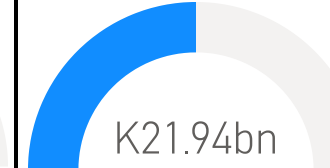
K43.4M

Total Nominal Value

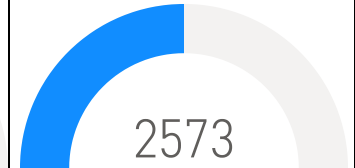
Market Value YTD



Nominal Value YTD



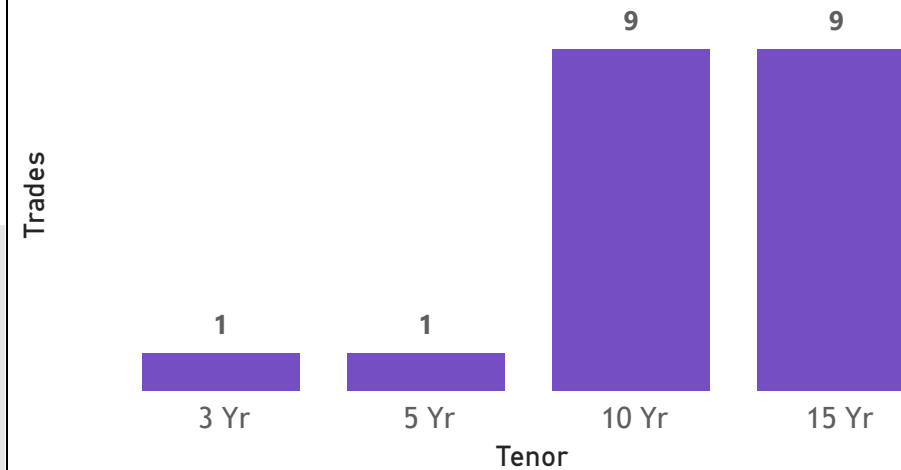
YTD trades



K29.2M

Total Market Value

No. of Trades by Tenor



Primary Market April 26 2024 Auction

Tenor	Cut- Off Yield Rate	Coupon Rates	Range of Successful Yield Rates
2 Years	17.00	17.00	16.0000-17.0000
3 Years	20.00	20.00	18.0000-20.0000
5 Years	22.00	22.00	19.0000-22.0000
7 Years	23.00	23.00	21.0000-23.0000
10 Years	24.97	24.97	22.0000-24.9700
15 Years	26.50	26.50	20.0000-26.5000

20

Number of Trades

*Disclaimer: This content is prepared from information received by the Commission through third-party reports. The range of prices by tenor and range of yields by tenor are based on dealer submissions. The content is indicative and intended for informational purposes only and shall not in any way be deemed to be investment advice, guidance or recommendation of the SEC. Users are responsible for making investment decisions and are advised to obtain independent professional advice before acting on or using this

ISIN Code	Coupon Rate	Issue Date	Maturity Date	Trade Date/ Valuation Date	Years To Maturity	Nominal Value	Market Value	Min Trade Price	Max Trade Price	Min Yield	Max Yield
ZM1000004383	14	01/06/2020	01/06/2035	17/05/2024	11	K12,285,342.00	K7,994,762.98	59.00	65.47	25.10	25.80
ZM1000005810	13	26/06/2023	26/06/2033	26/03/2023	8	K12,500,000.00	K7,551,156.34	55.32	55.32	26.00	26.00
ZM1000005182	10	23/03/2022	23/03/2025	05/10/2024	1	K2,454,000.00	K2,245,543.86	91.51	91.51	23.43	23.43
ZM1000005810	13	26/06/2023	26/06/2033	04/11/2024	9	K2,814,000.00	K1,949,368.12	69.25	69.35	21.68	21.84
ZM1000005075	11	27/12/2021	27/12/2026	14/05/2024	2	K1,934,000.00	K1,592,174.24	82.33	82.33	16.61	16.61
ZM1000004383	14	01/06/2020	01/06/2035	14/05/2024	11	K2,067,000.00	K1,499,896.55	72.56	72.56	22.38	22.38
ZM1000004748	14	22/03/2021	22/03/2036	14/05/2024	12	K2,237,000.00	K1,499,846.87	67.05	67.05	22.59	22.59
ZM1000005810	13	26/06/2023	26/06/2033	04/10/2024	9	K2,224,000.00	K1,499,243.79	62.69	69.66	21.68	22.56
ZM1000005810	13	26/06/2023	26/06/2033	14/05/2024	10	K1,405,000.00	K999,763.59	71.16	71.16	24.75	24.75
ZM1000005455	13	19/09/2022	19/09/2032	14/05/2024	8	K1,426,000.00	K999,337.51	70.08	70.08	21.36	21.36
ZM1000004383	14	01/06/2020	01/06/2035	17/05/2024	13	K784,000.00	K499,912.74	63.76	63.76	25.80	25.80
ZM1000005463	14	19/09/2022	19/09/2037	17/05/2024	13	K878,000.00	K499,668.16	56.91	56.91	26.40	26.40
ZM1000003112	13	05/12/2016	05/12/2026	14/05/2024	2	K222,000.00	K219,149.06	98.72	98.72	16.52	16.52
ZM1000003351	13	18/12/2017	18/12/2027	14/05/2024	3	K217,000.00	K199,809.87	92.08	92.08	18.19	18.19