



SECURITIES AND EXCHANGE COMMISSION
Protecting Investors in the Capital Markets

Date

Wednesday, 17 April 2024

K295.0M

Total Nominal Value

K226.7M

Total Market Value

71

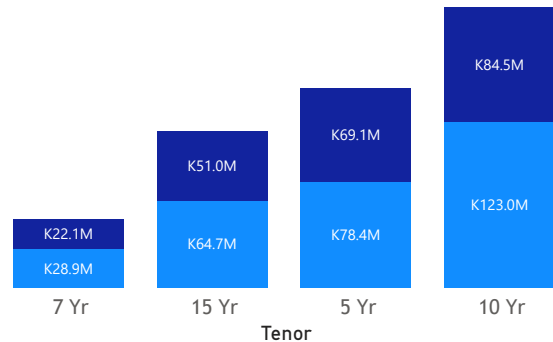
Number of Trades

GRZ Bonds Secondary Market Trade Summary Report

Consideration and Nominal Value

● Nominal Value ● Market Value

Nominal Value and Market Value



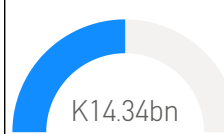
Range of Trade Prices (ZMW)*

Tenor	Min	Max
7 Yr	75.21	84.89
5 Yr	74.83	87.67
15 Yr	62.51	90.78
10 Yr	63.63	76.76

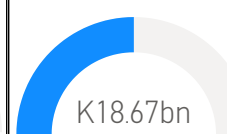
Range of Yields Rates*

Tenor	Min	Max
7 Yr	19.00	22.50
5 Yr	19.00	23.10
15 Yr	17.31	25.80
10 Yr	21.00	24.80

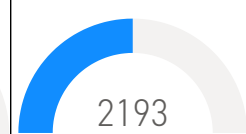
Market Value YTD



Nominal Value YTD

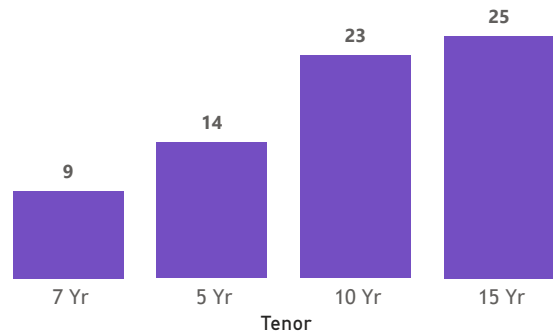


YTD trades



No. of Trades by Tenor

Trades



Primary Market April 26 2024 Auction

Tenor	Cut- Off Yield Rate	Coupon Rates	Range of Successful Yield Rates
2 Years	17.00	17.00	16.0000-17.0000
3 Years	20.00	20.00	18.0000-20.0000
5 Years	22.00	22.00	19.0000-22.0000
7 Years	23.00	23.00	21.0000-23.0000
10 Years	24.97	24.97	22.0000-24.9700
15 Years	26.50	26.50	20.0000-26.5000

*Disclaimer: This content is prepared from information received by the Commission through third-party reports. The range of prices by tenor and range of yields by tenor are based on dealer submissions. The content is indicative and intended for informational purposes only and shall not in any way be deemed to be investment advice, guidance or recommendation of the SEC. Users are responsible for making investment decisions and are advised to obtain independent professional advice before acting on or using this

ISIN Code	Coupon Rate	Issue Date	Maturity Date	Trade Date/ Valuation Date	Years To Maturity	Nominal Value	Market Value	Min Trade Price	Max Trade Price	Min Yield	Max Yield
ZM1000004672	13	25/01/2021	25/01/2031	04/09/2024	7	K91,122,000.00	K62,720,790.47	68.83	68.83	23.10	23.10
ZM1000001512	14	22/08/2011	18/08/2026	03/04/2024	2	K33,400,000.00	K30,320,878.24	90.78	90.78	17.31	17.31
ZM1000004656	11	25/01/2021	25/01/2026	25/01/2021	1	K27,286,000.00	K24,604,978.56	87.67	87.67	19.50	19.50
ZM1000004839	11	28/06/2021	28/06/2026	15/05/2024	2	K24,786,000.00	K21,383,197.68	86.27	86.27	21.00	21.00
ZM1000004839	11	28/06/2021	28/06/2026	23/07/2021	2	K24,030,000.00	K21,303,869.91	85.31	85.31	19.50	19.50
ZM1000005034	12	29/11/2021	29/11/2028	15/05/2024	4	K25,500,000.00	K19,177,924.75	75.21	75.21	22.50	22.50
ZM1000006065	14	26/12/2023	26/12/2038	02/08/2024	14	K28,071,000.00	K18,454,290.00	70.05	70.05	23.20	23.95
ZM1000004672	13	25/01/2021	25/01/2031	22/03/2021	6	K15,473,000.00	K10,529,817.16	65.13	65.13	23.50	23.50
ZM1000005901	13	21/08/2023	21/08/2033	12/04/2024	9	K6,094,000.00	K4,099,331.98	66.82	67.56	21.74	22.00
ZM1000005000	12	01/11/2021	01/11/2028	17/04/2024	4	K3,439,009.00	K2,919,352.09	84.89	84.89	19.00	19.00
ZM1000005570	13	27/12/2022	27/12/2032	17/04/2024	8	K4,093,476.00	K2,904,605.61	67.66	72.56	21.00	22.75
ZM1000005455	13	19/09/2022	19/09/2032	12/04/2024	14	K4,089,000.00	K2,798,926.28	68.12	68.89	21.37	21.64
ZM1000005679	11	04/03/2023	04/03/2028	17/04/2024	4	K1,560,000.00	K1,230,534.12	78.89	78.89	19.00	19.00
ZM1000003062	14	21/11/2016	21/11/2031	12/04/2024	14	K1,512,000.00	K1,199,427.45	79.33	79.33	21.09	21.09
ZM1000005570	13	27/12/2022	27/12/2032	18/04/2024	8	K1,337,000.00	K904,604.27	63.63	63.63	22.75	22.75
ZM1000005075	11	27/12/2021	27/12/2026	15/04/2024	2	K669,000.00	K534,405.02	79.88	79.88	23.10	23.10
ZM1000005455	13	19/09/2022	19/09/2032	04/10/2024	8	K762,000.00	K524,372.16	68.82	68.82	21.37	21.37
ZM1000006065	14	26/12/2023	26/12/2038	12/04/2024	14	K785,000.00	K515,843.15	64.31	66.13	23.21	23.90
ZM1000004383	14	01/06/2020	01/06/2035	17/04/2024	10	K643,000.00	K402,175.60	62.55	62.55	25.80	25.80
ZM1000004383	14	01/06/2020	01/06/2035	16/04/2024	10	K239,000.00	K149,387.42	62.51	62.51	25.80	25.80
ZM1000003351	13	18/12/2017	18/12/2027	16/04/2024	3	K39,000.00	K29,936.98	76.76	76.76	24.80	24.80
ZM1000005794	11	26/06/2023	26/06/2028	17/04/2024	4	K40,000.00	K29,931.55	74.83	74.83	21.69	21.69