



SECURITIES AND EXCHANGE COMMISSION
Protecting Investors in the Capital Markets

Date

< Thursday, 16 May 2024 >

K22.6M

Total Nominal Value

K15.9M

Total Market Value

23

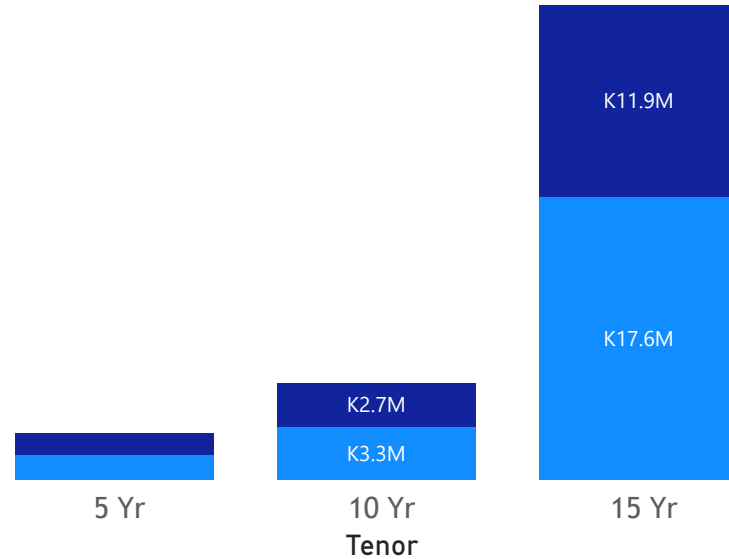
Number of Trades

GRZ Bonds Secondary Market Trade Summary Report

Consideration and Nominal Value

● Nominal Value ● Market Value

Nominal Value and Market Value



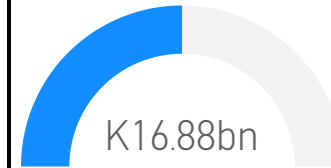
Range of Trade Prices (ZMW)*

Tenor	Min	Max
5 Yr	81.31	92.55
15 Yr	60.17	96.16
10 Yr	60.60	98.63

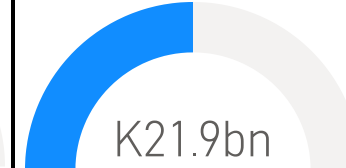
Range of Yields Rates*

Tenor	Min	Max
5 Yr	16.66	23.14
15 Yr	18.16	27.09
10 Yr	18.30	25.91

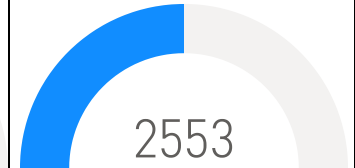
Market Value YTD



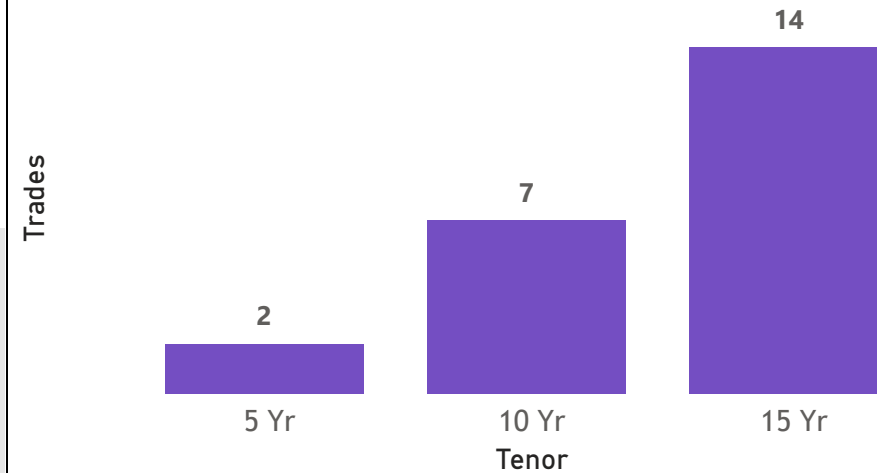
Nominal Value YTD



YTD trades



No. of Trades by Tenor



Primary Market April 26 2024 Auction

Tenor	Cut- Off Yield Rate	Coupon Rates	Range of Successful Yield Rates
2 Years	17.00	17.00	16.0000-17.0000
3 Years	20.00	20.00	18.0000-20.0000
5 Years	22.00	22.00	19.0000-22.0000
7 Years	23.00	23.00	21.0000-23.0000
10 Years	24.97	24.97	22.0000-24.9700
15 Years	26.50	26.50	20.0000-26.5000

*Disclaimer: This content is prepared from information received by the Commission through third-party reports. The range of prices by tenor and range of yields by tenor are based on dealer submissions. The content is indicative and intended for informational purposes only and shall not in any way be deemed to be investment advice, guidance or recommendation of the SEC. Users are responsible for making investment decisions and are advised to obtain independent professional advice before acting on or using this

ISIN Code	Coupon Rate	Issue Date	Maturity Date	Trade Date/ Valuation Date	Years To Maturity	Nominal Value	Market Value	Min Trade Price	Max Trade Price	Min Yield	Max Yield
ZM1000006065	14	26/12/2023	26/12/2038	13/05/2024	14	K12,482,000.00	K8,331,029.46	66.36	67.32	23.20	23.56
ZM1000004383	14	01/06/2020	01/06/2035	15/05/2024	11	K1,724,000.00	K1,249,548.71	72.48	72.48	22.38	22.38
ZM1000005075	11	27/12/2021	27/12/2026	13/05/2024	2	K1,388,000.00	K1,128,644.08	81.31	81.31	23.14	23.14
ZM1000004748	14	22/03/2021	22/03/2036	05/10/2024	12	K1,273,000.00	K851,115.65	65.13	66.97	22.59	23.25
ZM1000003112	13	05/12/2016	05/12/2026	05/07/2024	3	K864,000.00	K750,620.15	86.88	86.88	22.92	22.92
ZM1000004383	14	01/06/2020	01/06/2035	13/05/2024	11	K1,127,000.00	K687,067.43	60.96	60.96	27.09	27.09
ZM1000004979	13	20/09/2021	20/09/2031	05/10/2024	7	K870,000.00	K599,832.12	68.95	68.95	22.33	22.33
ZM1000003112	13	05/12/2016	05/12/2026	13/05/2024	2	K634,000.00	K553,550.98	87.31	87.31	22.94	22.94
ZM1000003351	13	18/12/2017	18/12/2027	05/10/2024	3	K434,000.00	K399,238.99	91.99	91.99	18.30	18.30
ZM1000001967	14	26/11/2012	23/11/2027	05/10/2024	4	K415,000.00	K399,073.85	96.16	96.16	18.16	18.16
ZM1000005810	13	26/06/2023	26/06/2033	16/05/2024	9	K330,000.00	K200,006.24	60.60	60.60	25.91	25.91
ZM1000004748	14	22/03/2021	22/03/2036	13/05/2024	12	K298,000.00	K199,598.88	66.98	66.98	22.60	22.60
ZM1000003112	13	05/12/2016	05/12/2026	15/05/2024	3	K202,000.00	K199,232.52	98.63	98.63	23.25	23.25
ZM1000005075	11	27/12/2021	27/12/2026	15/05/2024	2	K215,000.00	K198,975.14	92.55	92.55	16.66	16.66
ZM1000005109	14	27/12/2021	27/12/2036	16/05/2024	12	K158,416.00	K97,083.68	61.28	61.28	26.00	26.00
ZM1000005133	14	24/01/2022	24/01/2037	16/05/2024	13	K142,000.00	K85,408.10	60.17	60.17	26.00	26.00