



SECURITIES AND EXCHANGE COMMISSION
Protecting Investors in the Capital Markets

Date

< Monday, 13 May 2024 >

K183.6M

Total Nominal Value

K137.7M

Total Market Value

25

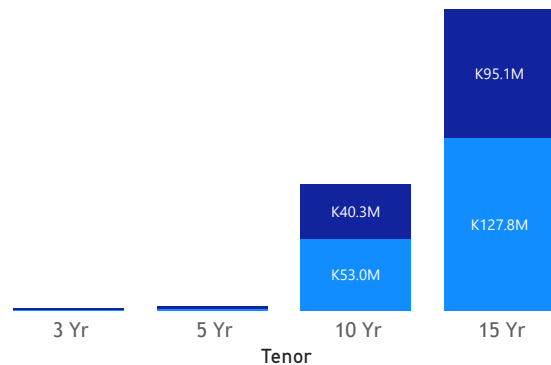
Number of Trades

GRZ Bonds Secondary Market Trade Summary Report

Consideration and Nominal Value

● Nominal Value ● Market Value

Nominal Value and Market Value



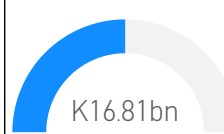
Range of Trade Prices (ZMW)*

Tenor	Min	Max
5 Yr	80.95	92.56
3 Yr	92.76	92.76
15 Yr	57.68	100.54
10 Yr	68.05	100.94

Range of Yields Rates*

Tenor	Min	Max
5 Yr	16.61	18.52
3 Yr	17.50	17.50
15 Yr	22.38	27.35
10 Yr	23.72	25.25

Market Value YTD



Nominal Value YTD

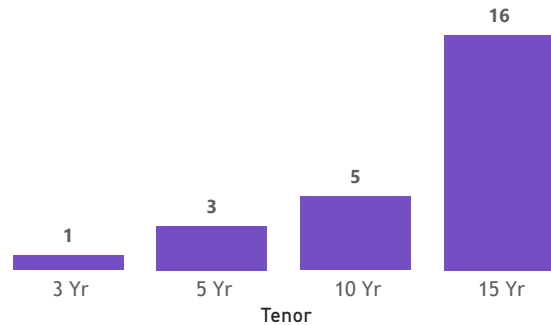


YTD trades



No. of Trades by Tenor

Trades



Primary Market April 26 2024 Auction

Tenor	Cut- Off Yield Rate	Coupon Rates	Range of Successful Yield Rates
2 Years	17.00	17.00	16.0000-17.0000
3 Years	20.00	20.00	18.0000-20.0000
5 Years	22.00	22.00	19.0000-22.0000
7 Years	23.00	23.00	21.0000-23.0000
10 Years	24.97	24.97	22.0000-24.9700
15 Years	26.50	26.50	20.0000-26.5000

*Disclaimer: This content is prepared from information received by the Commission through third-party reports. The range of prices by tenor and range of yields by tenor are based on dealer submissions. The content is indicative and intended for informational purposes only and shall not in any way be deemed to be investment advice, guidance or recommendation of the SEC. Users are responsible for making investment decisions and are advised to obtain independent professional advice before acting on or using this

ISIN Code	Coupon Rate	Issue Date	Maturity Date	Trade Date/ Valuation Date	Years To Maturity	Nominal Value	Market Value	Min Trade Price	Max Trade Price	Min Yield	Max Yield
ZM1000003120	14	05/12/2016	05/12/2031	13/05/2024	8	K55,000,000.00	K39,833,687.47	72.42	72.42	23.80	23.80
ZM1000003062	14	21/11/2016	21/11/2031	05/07/2024	8	K50,000,000.00	K36,310,573.97	72.62	72.62	23.90	23.90
ZM1000004672	13	25/01/2021	25/01/2031	05/09/2024	8	K40,000,000.00	K27,219,930.41	68.05	68.05	23.90	23.90
ZM1000006297	24.97	30/04/2024	30/04/2034	30/04/2024	9	K12,552,000.00	K12,636,352.20	100.54	100.54	24.82	24.82
ZM1000006305	26.5	30/04/2024	30/04/2039	30/04/2024	14	K11,297,000.00	K11,374,746.57	100.54	100.54	26.35	26.35
ZM1000006065	14	26/12/2023	26/12/2038	13/05/2024	14	K4,196,600.00	K2,630,003.60	62.65	62.73	25.00	25.00
ZM1000005976	14	30/11/2023	30/11/2038	08/05/2024	14	K2,241,000.00	K1,399,935.45	62.47	62.47	23.20	23.20
ZM1000004383	14	01/06/2020	01/06/2035	08/05/2024	11	K1,930,000.00	K1,397,231.43	72.40	72.40	22.38	22.38
ZM1000005885	11	21/08/2023	24/07/2028	13/05/2024	4	K1,235,620.00	K1,000,002.18	80.95	80.95	18.52	18.52
ZM1000006065	14	26/12/2023	26/12/2038	08/05/2024	14	K1,482,000.00	K995,921.88	67.20	67.20	23.20	23.20
ZM1000005547	10	27/12/2022	27/12/2025	16/04/2024	2	K1,000,000.00	K927,576.78	92.76	92.76	17.50	17.50
ZM1000004748	14	22/03/2021	22/03/2036	08/05/2024	12	K904,000.00	K604,687.60	66.89	66.89	22.59	22.59
ZM1000005075	11	27/12/2021	27/12/2026	08/05/2024	2	K540,000.00	K499,827.26	92.56	92.56	16.61	16.61
ZM1000005612	14	23/01/2023	23/01/2038	08/05/2024	14	K458,000.00	K299,995.66	65.50	65.50	23.56	23.56
ZM1000003997	13	17/12/2018	17/12/2028	08/05/2024	4	K267,000.00	K203,280.27	76.13	76.13	23.72	23.72
ZM1000006230	24.97	02/04/2024	02/04/2034	30/04/2024	10	K200,000.00	K201,888.66	100.94	100.94	25.25	25.25
ZM1000004383	14	01/06/2020	01/06/2035	13/05/2024	10	K188,000.00	K119,638.14	63.64	63.64	25.80	25.80
ZM1000004680	14	25/01/2021	25/01/2036	08/05/2024	12	K153,000.00	K88,257.93	57.68	57.68	27.35	27.35