



SECURITIES AND EXCHANGE COMMISSION
Protecting Investors in the Capital Markets

Date

< Friday, 12 April 2024 >

K278.6M

Total Nominal Value

K239.9M

Total Market Value

50

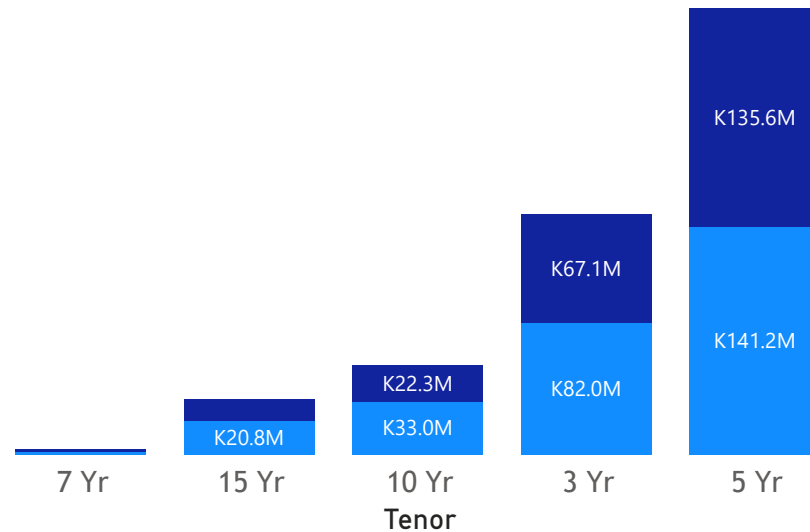
Number of Trades

GRZ Bonds Secondary Market Trade Summary Report

Consideration and Nominal Value

● Nominal Value ● Market Value

Nominal Value and Market Value



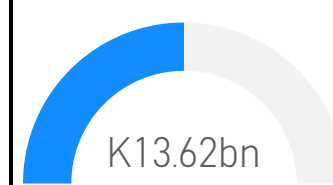
Range of Trade Prices (ZMW)*

Tenor	Min	Max
7 Yr	73.11	83.37
5 Yr	69.49	99.86
3 Yr	79.50	82.99
15 Yr	57.25	68.00
10 Yr	57.62	69.74

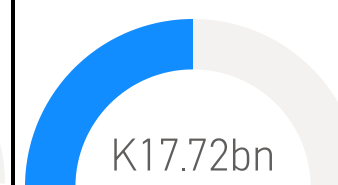
Range of Yields Rates*

Tenor	Min	Max
7 Yr	19.02	23.98
5 Yr	16.00	23.00
3 Yr	20.60	21.50
15 Yr	22.56	26.90
10 Yr	21.37	24.90

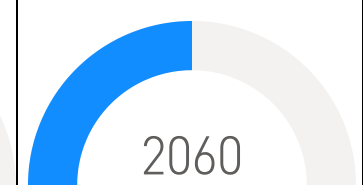
Market Value YTD



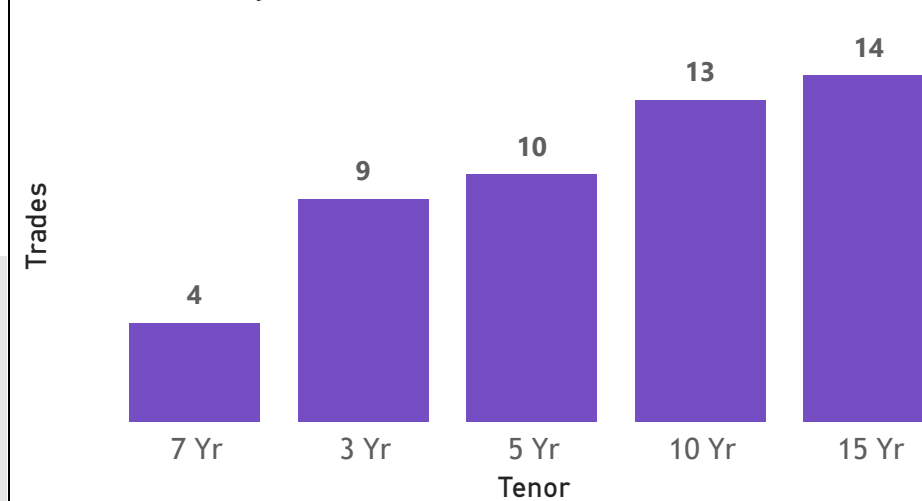
Nominal Value YTD



YTD trades



No. of Trades by Tenor



Primary Market April 26 2024 Auction

Tenor	Cut- Off Yield Rate	Coupon Rates	Range of Successful Yield Rates
2 Years	17.00	17.00	16.0000-17.0000
3 Years	20.00	20.00	18.0000-20.0000
5 Years	22.00	22.00	19.0000-22.0000
7 Years	23.00	23.00	21.0000-23.0000
10 Years	24.97	24.97	22.0000-24.9700
15 Years	26.50	26.50	20.0000-26.5000

*Disclaimer: This content is prepared from information received by the Commission through third-party reports. The range of prices by tenor and range of yields by tenor are based on dealer submissions. The content is indicative and intended for informational purposes only and shall not in any way be deemed to be investment advice, guidance or recommendation of the SEC. Users are responsible for making investment decisions and are advised to obtain independent professional advice before acting on or using this

ISIN Code	Coupon Rate	Issue Date	Maturity Date	Trade Date/ Valuation Date	Years To Maturity	Nominal Value	Market Value	Min Trade Price	Max Trade Price	Min Yield	Max Yield
ZM1000006099	22	22/01/2024	22/01/2029	22/01/2024	4	K69,825,000.00	K73,133,163.11	99.86	99.86	22.00	22.00
ZM1000005877	10	02/10/2023	02/10/2026	22/08/2023	2	K45,000,000.00	K36,404,667.12	79.50	79.50	21.50	21.50
ZM1000005992	10	27/11/2023	27/11/2026	02/04/2024	2	K37,000,000.00	K30,706,531.12	82.99	82.99	20.60	20.60
ZM1000004656	11	25/01/2021	25/01/2026	12/04/2024	1	K27,286,000.00	K24,604,972.81	87.67	87.67	19.50	19.50
ZM1000004839	11	28/06/2021	28/06/2026	12/04/2024	2	K24,242,086.00	K21,503,843.45	85.31	94.28	16.00	19.50
ZM1000004672	13	25/01/2021	25/01/2031	25/12/2021	7	K22,487,000.00	K15,531,355.71	66.36	66.36	22.99	22.99
ZM1000005075	11	27/12/2021	27/12/2026	27/12/2021	2	K12,050,000.00	K9,929,303.33	79.18	79.18	21.50	21.50
ZM1000006065	14	26/12/2023	26/12/2038	05/04/2024	14	K8,109,000.00	K5,348,693.62	65.96	65.96	23.20	23.20
ZM1000004953	11	20/09/2021	20/09/2026	12/04/2024	2	K5,800,000.00	K4,925,591.52	84.11	84.11	19.50	19.50
ZM1000005919	14	21/08/2023	21/08/2038	04/04/2024	4	K5,475,000.00	K3,499,382.63	63.92	63.92	23.20	23.20
ZM1000004680	14	25/01/2021	25/01/2036	05/04/2024	12	K3,529,000.00	K2,399,881.66	68.00	68.00	22.56	22.56
ZM1000005901	13	21/08/2023	21/08/2033	04/10/2024	9	K2,994,000.00	K1,999,555.75	65.32	67.29	21.74	22.45
ZM1000005810	13	26/06/2023	26/06/2033	05/04/2024	10	K3,110,000.00	K1,982,675.78	61.46	69.74	21.68	24.90
ZM1000004383	14	01/06/2020	01/06/2035	04/12/2024	10	K2,445,000.00	K1,524,192.70	62.34	62.34	25.80	25.80
ZM1000005810	13	26/06/2023	26/06/2033	26/03/2023	9	K2,250,000.00	K1,382,921.45	57.62	57.62	24.90	24.90
ZM1000005000	12	01/11/2021	01/11/2028	12/04/2024	4	K1,201,800.00	K1,000,001.08	83.21	83.21	19.62	19.62
ZM1000005885	11	21/08/2023	24/07/2028	04/12/2024	4	K1,350,550.00	K938,486.21	69.49	69.49	23.00	23.00
ZM1000005455	13	19/09/2022	19/09/2032	27/03/2024	14	K1,164,000.00	K799,673.75	68.70	68.70	21.37	21.37
ZM1000005075	11	27/12/2021	27/12/2026	04/10/2024	2	K658,000.00	K599,939.94	91.18	91.18	16.64	16.64
ZM1000005091	13	27/12/2021	27/12/2031	05/04/2024	7	K667,000.00	K449,330.14	67.37	67.37	21.74	21.74
ZM1000006065	14	26/12/2023	26/12/2038	04/12/2024	14	K698,000.00	K399,579.17	57.25	57.25	26.90	26.90
ZM1000005091	13	27/12/2021	27/12/2031	27/12/2021	7	K295,000.00	K201,723.83	64.57	64.57	22.99	22.99
ZM1000005109	14	27/12/2021	27/12/2036	12/04/2024	12	K323,990.00	K200,003.18	61.73	61.73	25.25	25.25
ZM1000005034	12	29/11/2021	29/11/2028	04/04/2024	4	K179,000.00	K149,238.31	83.37	83.37	19.02	19.02
ZM1000005000	12	01/11/2021	01/11/2028	04/11/2024	4	K201,000.00	K146,954.38	73.11	73.11	23.98	23.98
ZM1000005372	14	25/07/2022	25/07/2037	04/05/2024	13	K162,000.00	K99,551.70	61.45	61.45	24.70	24.70
ZM1000005828	14	26/06/2023	26/06/2038	04/08/2024	14	K82,000.00	K49,893.81	60.85	60.85	25.30	25.30