



SECURITIES AND EXCHANGE COMMISSION
Protecting Investors in the Capital Markets

Date

Thursday, 11 April 2024

K318.2M

Total Nominal Value

K246.8M

Total Market Value

41

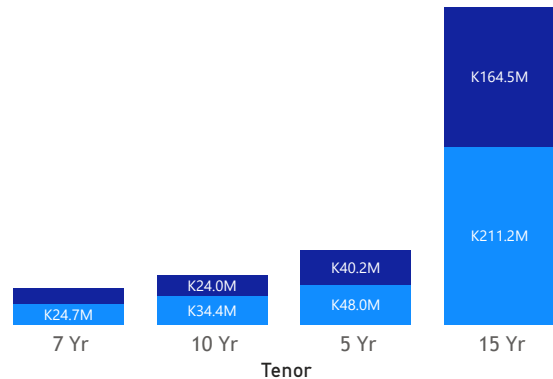
Number of Trades

GRZ Bonds Secondary Market Trade Summary Report

Consideration and Nominal Value

● Nominal Value ● Market Value

Nominal Value and Market Value



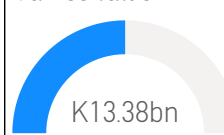
Range of Trade Prices (ZMW)*

Tenor	Min	Max
7 Yr	73.11	73.31
5 Yr	79.59	84.16
15 Yr	55.35	100.72
10 Yr	60.75	87.51

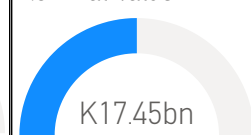
Range of Yields Rates*

Tenor	Min	Max
7 Yr	23.25	23.98
5 Yr	20.63	24.00
15 Yr	17.00	26.80
10 Yr	18.21	25.50

Market Value YTD



Nominal Value YTD

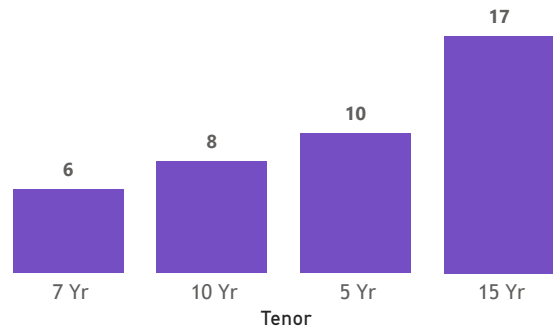


YTD trades



No. of Trades by Tenor

Trades



Primary Market April 26 2024 Auction

Tenor	Cut- Off Yield Rate	Coupon Rates	Range of Successful Yield Rates
2 Years	17.00	17.00	16.0000-17.0000
3 Years	20.00	20.00	18.0000-20.0000
5 Years	22.00	22.00	19.0000-22.0000
7 Years	23.00	23.00	21.0000-23.0000
10 Years	24.97	24.97	22.0000-24.9700
15 Years	26.50	26.50	20.0000-26.5000

*Disclaimer: This content is prepared from information received by the Commission through third-party reports. The range of prices by tenor and range of yields by tenor are based on dealer submissions. The content is indicative and intended for informational purposes only and shall not in any way be deemed to be investment advice, guidance or recommendation of the SEC. Users are responsible for making investment decisions and are advised to obtain independent professional advice before acting on or using this

ISIN Code	Coupon Rate	Issue Date	Maturity Date	Trade Date/ Valuation Date	Years To Maturity	Nominal Value	Market Value	Min Trade Price	Max Trade Price	Min Yield	Max Yield
ZM1000003120	14	05/12/2016	05/12/2031	01/12/2022	7	K160,000,000.00	K116,801,722.74	73.00	73.00	23.00	23.00
ZM1000006123	26.5	22/01/2024	22/01/1939	22/01/2024	14	K25,000,000.00	K26,632,879.79	100.72	100.72	26.25	26.25
ZM1000004839	11	28/06/2021	28/06/2026	04/04/2024	2	K24,786,000.00	K20,852,141.94	84.13	84.13	22.50	22.50
ZM1000005075	11	27/12/2021	27/12/2026	04/09/2024	2	K23,068,000.00	K19,270,756.13	79.59	83.77	20.63	23.90
ZM1000004672	13	25/01/2021	25/01/2031	22/03/2021	6	K27,864,000.00	K19,244,368.93	66.36	66.36	22.99	22.99
ZM1000005034	12	29/11/2021	29/11/2028	04/09/2024	4	K24,500,000.00	K17,960,441.87	73.31	73.31	23.25	23.25
ZM1000001751	14	20/02/2012	16/02/2027	11/04/2024	3	K12,245,810.00	K11,999,994.66	98.00	98.00	17.00	17.00
ZM1000005919	14	21/08/2023	21/08/2038	04/03/2024	14	K6,366,000.00	K4,047,937.78	61.79	63.76	23.20	23.95
ZM1000005919	14	21/08/2023	21/08/2038	04/04/2024	14	K4,732,000.00	K2,999,898.63	63.00	63.80	23.20	23.50
ZM1000005901	13	21/08/2023	21/08/2033	04/09/2024	9	K2,904,000.00	K1,939,831.03	66.80	66.80	21.90	21.90
ZM1000005810	13	26/06/2023	26/06/2033	08/04/2024	10	K2,021,000.00	K1,399,448.70	69.25	69.25	21.84	21.84
ZM1000003351	13	18/12/2017	18/12/2027	29/01/2024	3	K996,000.00	K899,725.06	87.51	87.51	18.21	18.21
ZM1000003062	14	21/11/2016	21/11/2031	04/03/2024	7	K1,013,000.00	K799,922.61	78.97	78.97	21.08	21.08
ZM1000004680	14	25/01/2021	25/01/2036	04/08/2024	12	K1,179,000.00	K799,897.93	67.85	67.85	22.56	22.56
ZM1000003351	13	18/12/2017	18/12/2027	26/01/2024	3	K608,000.00	K549,491.90	87.47	87.47	18.21	18.21
ZM1000004383	14	01/06/2020	01/06/2035	11/04/2024	10	K321,000.00	K199,975.98	62.30	62.30	25.80	25.80
ZM1000005000	12	01/11/2021	01/11/2028	08/04/2024	4	K201,000.00	K146,954.38	73.11	73.11	23.98	23.98
ZM1000005919	14	21/08/2023	21/08/2038	11/04/2024	14	K215,846.00	K119,481.35	55.35	55.35	26.80	26.80
ZM1000004656	11	25/01/2021	25/01/2026	11/04/2024	1	K118,000.00	K99,313.93	84.16	84.16	24.00	24.00
ZM1000005828	14	26/06/2023	26/06/2038	08/04/2024	13	K82,000.00	K49,893.81	60.85	60.85	25.30	25.30
ZM1000005570	13	27/12/2022	27/12/2032	11/04/2024	8	K18,000.00	K10,934.42	60.75	60.75	25.50	25.50