



SECURITIES AND EXCHANGE COMMISSION
Protecting Investors in the Capital Markets

Date

< Friday, 10 May 2024 >

K57.4M

Total Nominal Value

K43.4M

Total Market Value

27

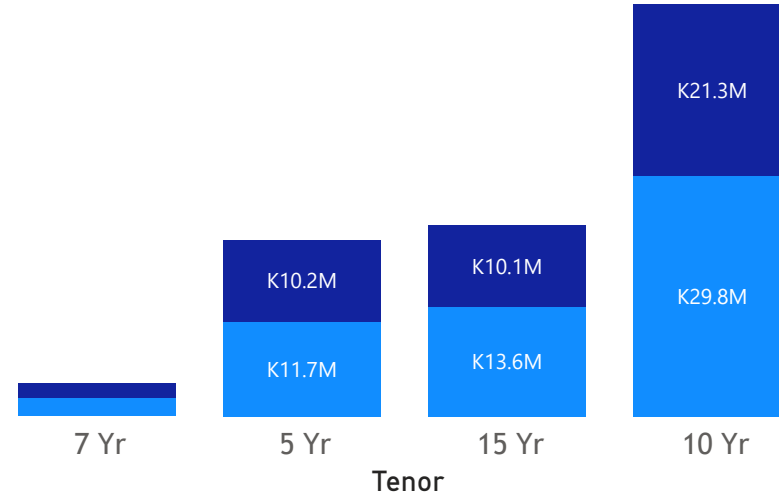
Number of Trades

GRZ Bonds Secondary Market Trade Summary Report

Consideration and Nominal Value

● Nominal Value ● Market Value

Nominal Value and Market Value



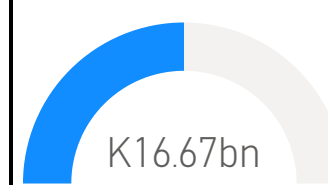
Range of Trade Prices (ZMW)*

Tenor	Min	Max
7 Yr	82.45	84.20
5 Yr	74.87	90.60
15 Yr	56.45	100.54
10 Yr	66.17	102.57

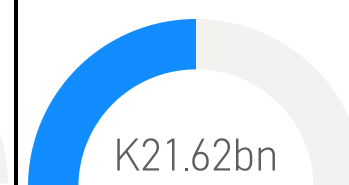
Range of Yields Rates*

Tenor	Min	Max
7 Yr	18.93	22.56
5 Yr	19.00	22.86
15 Yr	22.38	27.46
10 Yr	21.67	87.00

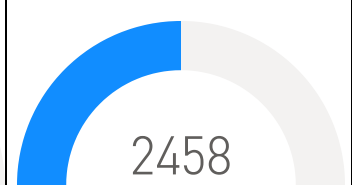
Market Value YTD



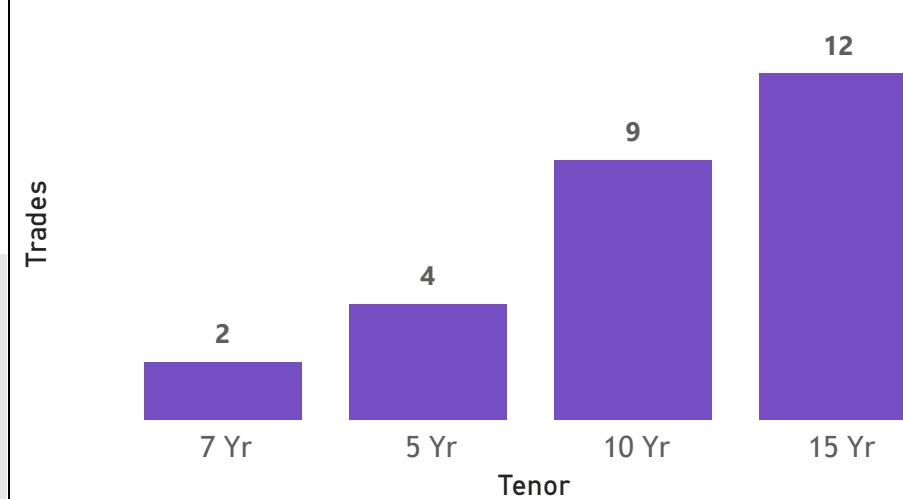
Nominal Value YTD



YTD trades



No. of Trades by Tenor



Primary Market April 26 2024 Auction

Tenor	Cut- Off Yield Rate	Coupon Rates	Range of Successful Yield Rates
2 Years	17.00	17.00	16.0000-17.0000
3 Years	20.00	20.00	18.0000-20.0000
5 Years	22.00	22.00	19.0000-22.0000
7 Years	23.00	23.00	21.0000-23.0000
10 Years	24.97	24.97	22.0000-24.9700
15 Years	26.50	26.50	20.0000-26.5000

*Disclaimer: This content is prepared from information received by the Commission through third-party reports. The range of prices by tenor and range of yields by tenor are based on dealer submissions. The content is indicative and intended for informational purposes only and shall not in any way be deemed to be investment advice, guidance or recommendation of the SEC. Users are responsible for making investment decisions and are advised to obtain independent professional advice before acting on or using this

ISIN Code	Coupon Rate	Issue Date	Maturity Date	Trade Date/ Valuation Date	Years To Maturity	Nominal Value	Market Value	Min Trade Price	Max Trade Price	Min Yield	Max Yield
ZM1000004979	13	20/09/2021	20/09/2031	08/05/2024	7	K22,500,000.00	K14,888,746.08	66.17	66.17	23.30	23.30
ZM1000005075	11	27/12/2021	27/12/2026	08/05/2024	2	K9,885,000.00	K8,692,392.42	87.94	87.94	19.00	19.00
ZM1000004383	14	01/06/2020	01/06/2035	07/05/2024	11	K4,634,000.00	K3,348,961.34	72.27	72.27	22.38	22.38
ZM1000006297	24.97	30/04/2024	30/04/2034	30/04/2024	9	K3,198,000.00	K3,219,491.27	100.54	100.54	24.82	24.82
ZM1000006305	26.5	30/04/2024	30/04/2039	30/04/2024	14	K2,878,000.00	K2,897,806.55	100.54	100.54	26.35	26.35
ZM1000005810	13	26/06/2023	26/06/2033	07/05/2024	10	K2,821,000.00	K1,999,449.64	70.88	70.88	21.67	21.67
ZM1000003054	13	21/11/2016	21/11/2026	05/08/2024	2	K1,175,000.00	K1,031,593.34	87.80	87.80	22.86	22.86
ZM1000006065	14	26/12/2023	26/12/2038	07/05/2024	14	K1,536,000.00	K1,030,349.39	67.08	67.08	23.20	23.20
ZM1000004748	14	22/03/2021	22/03/2036	07/05/2024	12	K1,497,000.00	K999,586.60	66.77	66.77	22.59	22.59
ZM1000004136	12	26/08/2019	26/08/2026	07/05/2024	2	K1,165,000.00	K980,951.86	84.20	84.20	22.56	22.56
ZM1000005612	14	23/01/2023	23/01/2038	07/05/2024	14	K1,732,000.00	K977,753.25	56.45	56.45	27.46	27.46
ZM1000004912	12	30/08/2021	30/08/2028	07/05/2024	4	K1,055,000.00	K869,853.27	82.45	82.45	18.93	18.93
ZM1000004334	11	27/04/2020	27/04/2025	07/05/2024	1	K603,000.00	K546,306.43	90.60	90.60	22.86	22.86
ZM1000005885	11	21/08/2023	24/07/2028	05/10/2024	4	K617,810.00	K462,583.81	74.89	74.89	21.10	21.10
ZM1000005885	11	21/08/2023	24/07/2028	10/05/2024	3	K617,810.00	K462,583.81	74.87	74.87	21.10	21.10
ZM1000005919	14	21/08/2023	21/08/2038	07/05/2024	14	K615,000.00	K399,755.76	65.00	65.00	23.20	23.20
ZM1000004383	14	01/06/2020	01/06/2035	10/05/2024	10	K613,000.00	K399,202.45	63.51	70.52	23.00	23.00
ZM1000002197	13	27/05/2014	24/05/2024	05/03/2024	0	K146,000.00	K149,752.83	102.57	102.57	87.00	87.00
ZM1000003252	14	05/07/2017	05/07/2032	05/10/2024	8	K88,440.00	K59,006.86	66.74	66.74	25.25	25.25