



SECURITIES AND EXCHANGE COMMISSION
Protecting Investors in the Capital Markets

Date

< Thursday, 9 May 2024 >

K105.3M

Total Nominal Value

K75.2M

Total Market Value

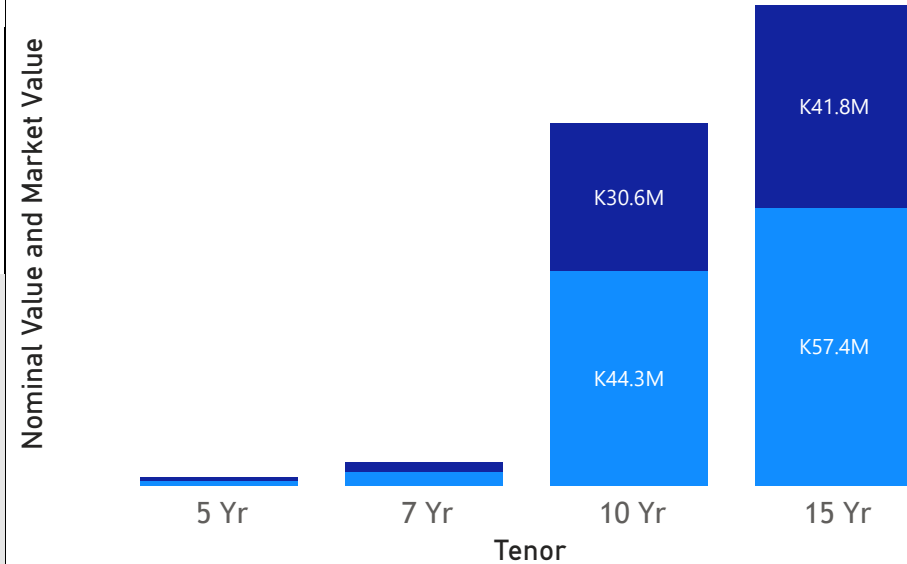
19

Number of Trades

GRZ Bonds Secondary Market Trade Summary Report

Consideration and Nominal Value

● Nominal Value ● Market Value




Range of Trade Prices (ZMW)*

Tenor	Min	Max
7 Yr	72.58	78.02
5 Yr	87.75	87.75
15 Yr	51.78	98.79
10 Yr	60.01	86.88

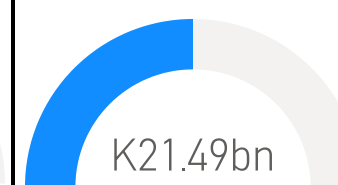
Range of Yields Rates*

Tenor	Min	Max
7 Yr	23.60	23.72
5 Yr	22.00	22.00
15 Yr	21.53	28.00
10 Yr	21.36	25.98

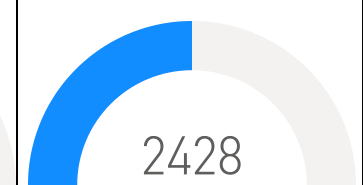
Market Value YTD



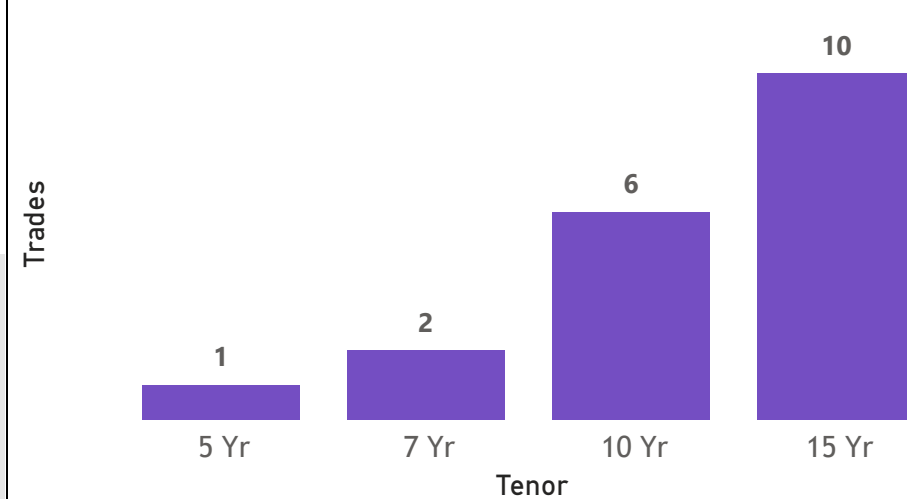
Nominal Value YTD



YTD trades



No. of Trades by Tenor



Primary Market April 26 2024 Auction

Tenor	Cut- Off Yield Rate	Coupon Rates	Range of Successful Yield Rates
2 Years	17.00	17.00	16.0000-17.0000
3 Years	20.00	20.00	18.0000-20.0000
5 Years	22.00	22.00	19.0000-22.0000
7 Years	23.00	23.00	21.0000-23.0000
10 Years	24.97	24.97	22.0000-24.9700
15 Years	26.50	26.50	20.0000-26.5000

*Disclaimer: This content is prepared from information received by the Commission through third-party reports. The range of prices by tenor and range of yields by tenor are based on dealer submissions. The content is indicative and intended for informational purposes only and shall not in any way be deemed to be investment advice, guidance or recommendation of the SEC. Users are responsible for making investment decisions and are advised to obtain independent professional advice before acting on or using this

ISIN Code	Coupon Rate	Issue Date	Maturity Date	Trade Date/ Valuation Date	Years To Maturity	Nominal Value	Market Value	Min Trade Price	Max Trade Price	Min Yield	Max Yield
ZM1000003062	14	21/11/2016	21/11/2031	21/11/2016	7	K50,000,000.00	K36,310,573.97	66.10	66.10	23.90	23.90
ZM1000004672	13	25/01/2021	25/01/2031	22/03/2021	6	K40,000,000.00	K27,219,930.41	64.31	64.31	23.90	23.90
ZM1000004730	12	22/03/2021	22/03/2028	26/04/2024	5	K1,416,000.00	K1,027,744.44	72.58	72.58	23.72	23.72
ZM1000001140	14	22/11/2010	18/11/2025	26/04/2024	2	K1,035,000.00	K1,020,659.18	98.61	98.61	21.53	21.53
ZM1000004581	12	30/11/2020	30/11/2027	05/03/2024	3	K1,282,000.00	K1,000,270.13	78.02	78.02	23.60	23.60
ZM1000005497	14	31/10/2022	31/10/2037	09/05/2024	13	K1,931,600.00	K1,000,169.06	51.78	51.78	28.00	28.00
ZM1000001967	14	26/11/2012	23/11/2027	05/03/2024	4	K1,183,000.00	K996,959.85	84.27	84.27	23.48	23.48
ZM1000002999	13	29/08/2016	29/08/2026	05/07/2024	3	K1,130,000.00	K970,541.20	85.89	85.89	22.48	22.48
ZM1000005455	13	19/09/2022	19/09/2032	05/02/2024	8	K1,147,000.00	K799,358.13	69.69	69.69	21.36	21.36
ZM1000004656	11	25/01/2021	25/01/2026	05/03/2024	3	K886,000.00	K777,430.11	87.75	87.75	22.00	22.00
ZM1000003112	13	05/12/2016	05/12/2026	05/07/2024	3	K864,000.00	K750,620.15	86.88	86.88	22.92	22.92
ZM1000001140	14	22/11/2010	18/11/2025	05/02/2024	2	K702,000.00	K693,494.55	98.79	98.79	21.57	21.57
ZM1000003351	13	18/12/2017	18/12/2027	05/02/2024	4	K848,000.00	K679,791.72	80.16	80.16	23.56	23.56
ZM1000001967	14	26/11/2012	23/11/2027	05/02/2024	4	K695,000.00	K586,059.61	84.33	84.33	23.48	23.48
ZM1000005612	14	23/01/2023	23/01/2038	02/08/2024	14	K642,000.00	K429,576.31	64.99	64.99	23.20	23.20
ZM1000004748	14	22/03/2021	22/03/2036	05/07/2024	12	K600,000.00	K399,931.70	66.66	66.66	22.59	22.59
ZM1000005976	14	30/11/2023	30/11/2038	05/07/2024	15	K642,000.00	K399,608.37	62.24	62.24	23.20	23.20
ZM1000005810	13	26/06/2023	26/06/2033	05/06/2024	10	K307,000.00	K184,227.54	60.01	60.01	25.98	25.98