



SECURITIES AND EXCHANGE COMMISSION
Protecting Investors in the Capital Markets

Date

< Wednesday, 8 May 2024 >

K200.0M

Total Nominal Value

K140.2M

Total Market Value

15

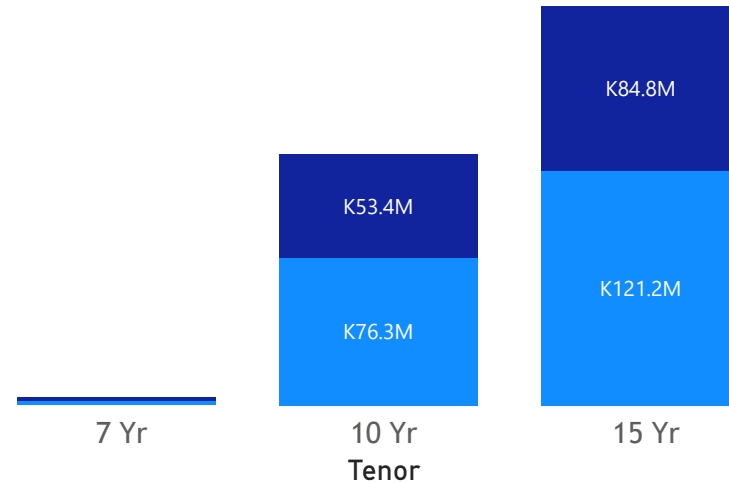
Number of Trades

GRZ Bonds Secondary Market Trade Summary Report

Consideration and Nominal Value

● Nominal Value ● Market Value

Nominal Value and Market Value



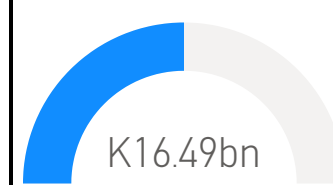
Range of Trade Prices (ZMW)*

Tenor	Min	Max
7 Yr	79.18	79.18
15 Yr	64.99	95.73
10 Yr	68.99	99.80

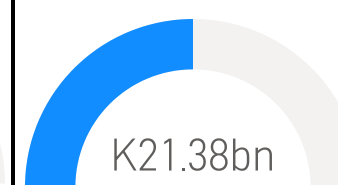
Range of Yields Rates*

Tenor	Min	Max
7 Yr	20.89	20.89
15 Yr	18.17	23.80
10 Yr	20.00	23.20

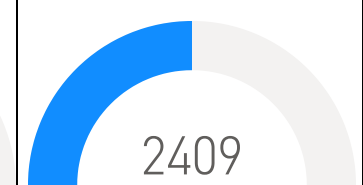
Market Value YTD



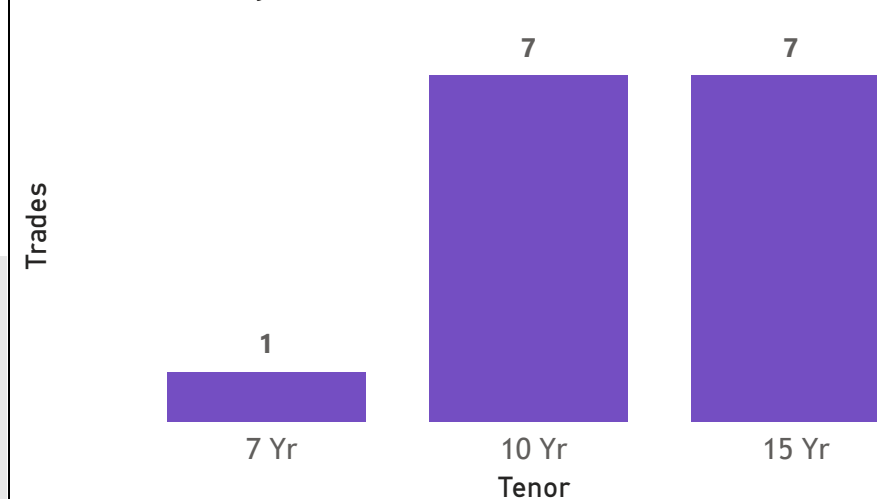
Nominal Value YTD



YTD trades



No. of Trades by Tenor



Primary Market April 26 2024 Auction

Tenor	Cut- Off Yield Rate	Coupon Rates	Range of Successful Yield Rates
2 Years	17.00	17.00	16.0000-17.0000
3 Years	20.00	20.00	18.0000-20.0000
5 Years	22.00	22.00	19.0000-22.0000
7 Years	23.00	23.00	21.0000-23.0000
10 Years	24.97	24.97	22.0000-24.9700
15 Years	26.50	26.50	20.0000-26.5000

*Disclaimer: This content is prepared from information received by the Commission through third-party reports. The range of prices by tenor and range of yields by tenor are based on dealer submissions. The content is indicative and intended for informational purposes only and shall not in any way be deemed to be investment advice, guidance or recommendation of the SEC. Users are responsible for making investment decisions and are advised to obtain independent professional advice before acting on or using this

ISIN Code	Coupon Rate	Issue Date	Maturity Date	Trade Date/ Valuation Date	Years To Maturity	Nominal Value	Market Value	Min Trade Price	Max Trade Price	Min Yield	Max Yield
ZM1000003005	14	29/08/2016	29/08/2031	05/02/2024	12	K90,000,000.00	K62,320,736.71	69.25	69.25	23.80	23.80
ZM1000004979	13	20/09/2021	20/09/2031	06/05/2024	7	K70,500,000.00	K49,051,480.31	99.80	99.80	21.50	22.50
ZM1000003062	14	21/11/2016	21/11/2031	05/02/2024	7	K25,000,000.00	K18,184,669.86	72.74	72.74	23.80	23.80
ZM1000005091	13	27/12/2021	27/12/2031	08/05/2024	7	K5,775,828.00	K4,335,051.46	68.99	77.91	20.00	23.20
ZM1000004680	14	25/01/2021	25/01/2036	02/08/2024	12	K4,416,000.00	K2,999,566.60	64.99	64.99	22.56	22.56
ZM1000004581	12	30/11/2020	30/11/2027	09/11/2023	3	K2,525,000.00	K1,999,271.73	79.18	79.18	20.89	20.89
ZM1000004383	14	01/06/2020	01/06/2035	05/06/2024	11	K1,137,000.00	K819,794.26	72.10	72.10	22.38	22.38
ZM1000006065	14	26/12/2023	26/12/2038	08/05/2024	14	K482,822.00	K320,000.14	66.27	66.27	23.50	23.50
ZM1000001967	14	26/11/2012	23/11/2027	30/04/2024	3	K208,000.00	K199,113.34	95.73	95.73	18.17	18.17