



SECURITIES AND EXCHANGE COMMISSION
Protecting Investors in the Capital Markets

Date

< Monday, 6 May 2024 >

K762.0M

Total Nominal Value

K515.1M

Total Market Value

34

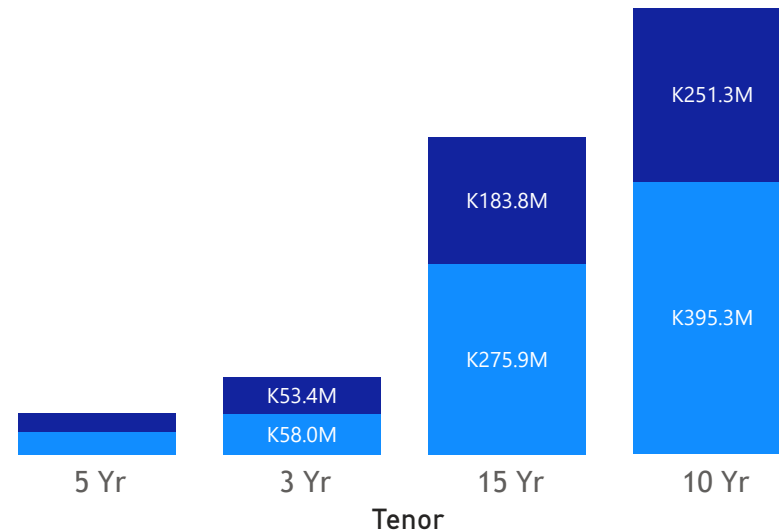
Number of Trades

GRZ Bonds Secondary Market Trade Summary Report

Consideration and Nominal Value

● Nominal Value ● Market Value

Nominal Value and Market Value



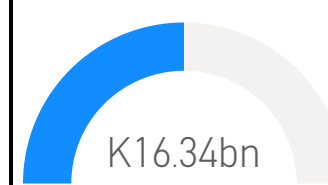
Range of Trade Prices (ZMW)*

Tenor	Min	Max
5 Yr	80.30	82.78
3 Yr	92.10	92.10
15 Yr	55.81	95.73
10 Yr	61.52	85.89

Range of Yields Rates*

Tenor	Min	Max
5 Yr	23.00	26.00
3 Yr	18.00	18.00
15 Yr	18.17	26.25
10 Yr	20.50	25.00

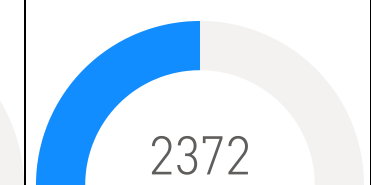
Market Value YTD



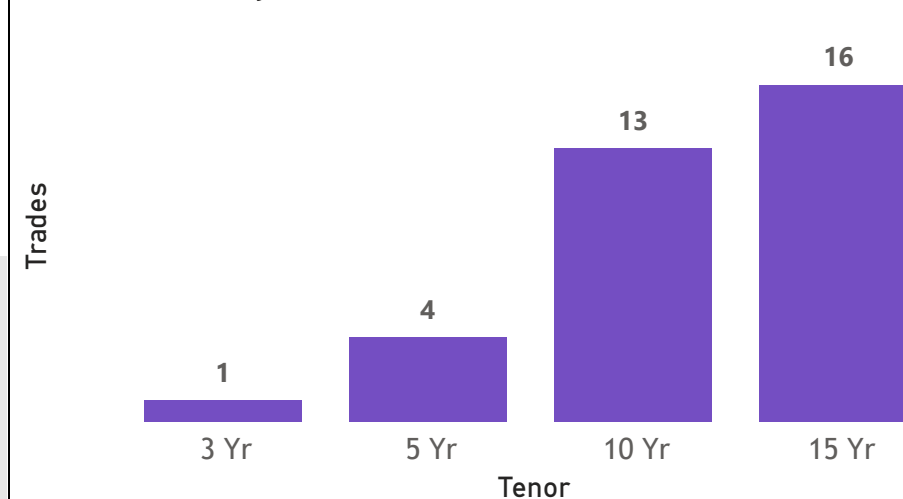
Nominal Value YTD



YTD trades



No. of Trades by Tenor



Primary Market April 26 2024 Auction

Tenor	Cut- Off Yield Rate	Coupon Rates	Range of Successful Yield Rates
2 Years	17.00	17.00	16.0000-17.0000
3 Years	20.00	20.00	18.0000-20.0000
5 Years	22.00	22.00	19.0000-22.0000
7 Years	23.00	23.00	21.0000-23.0000
10 Years	24.97	24.97	22.0000-24.9700
15 Years	26.50	26.50	20.0000-26.5000

*Disclaimer: This content is prepared from information received by the Commission through third-party reports. The range of prices by tenor and range of yields by tenor are based on dealer submissions. The content is indicative and intended for informational purposes only and shall not in any way be deemed to be investment advice, guidance or recommendation of the SEC. Users are responsible for making investment decisions and are advised to obtain independent professional advice before acting on or using this

ISIN Code	Coupon Rate	Issue Date	Maturity Date	Trade Date/ Valuation Date	Years To Maturity	Nominal Value	Market Value	Min Trade Price	Max Trade Price	Min Yield	Max Yield
ZM1000004979	13	20/09/2021	20/09/2031	06/05/2024	7	K272,000,000.00	K170,932,194.11	61.52	64.98	23.75	25.00
ZM1000005091	13	27/12/2021	27/12/2031	06/05/2024	7	K118,630,000.00	K76,917,859.17	64.01	65.67	24.50	25.00
ZM1000003005	14	29/08/2016	29/08/2031	26/08/2016	7	K90,000,000.00	K62,320,736.71	66.68	66.68	23.80	23.80
ZM1000004680	14	25/01/2021	25/01/2036	22/01/2021	11	K100,000,000.00	K59,723,228.76	55.81	55.81	26.25	26.25
ZM1000005547	10	27/12/2022	27/12/2025	25/04/2024	1	K58,000,000.00	K53,417,345.32	92.10	92.10	18.00	18.00
ZM1000003120	14	05/12/2016	05/12/2031	05/12/2016	7	K50,000,000.00	K36,119,996.58	66.37	66.37	23.75	23.75
ZM1000005075	11	27/12/2021	27/12/2026	06/05/2024	2	K32,285,000.00	K26,210,317.57	80.47	82.78	23.00	23.00
ZM1000003062	14	21/11/2016	21/11/2031	21/11/2016	7	K25,000,000.00	K18,184,669.86	66.33	66.33	23.80	23.80
ZM1000005919	14	21/08/2023	21/08/2038	06/05/2024	14	K4,920,990.00	K2,990,876.73	60.42	60.98	24.77	25.00
ZM1000004383	14	01/06/2020	01/06/2035	06/05/2024	10	K1,847,000.00	K1,299,394.38	70.35	70.35	23.00	23.00
ZM1000001967	14	26/11/2012	23/11/2027	30/04/2024	3	K1,391,000.00	K1,196,073.19	84.27	95.73	18.17	23.48
ZM1000005455	13	19/09/2022	19/09/2032	24/04/2024	8	K1,439,000.00	K999,516.16	69.42	69.50	21.36	21.36
ZM1000002999	13	29/08/2016	29/08/2026	30/04/2024	2	K1,130,000.00	K970,541.20	85.89	85.89	22.48	22.48
ZM1000004383	14	01/06/2020	01/06/2035	26/04/2024	11	K1,137,000.00	K819,794.26	72.10	72.10	22.38	22.38
ZM1000004672	13	25/01/2021	25/01/2031	06/05/2024	7	K943,690.00	K726,038.52	76.96	76.96	20.50	20.50
ZM1000004680	14	25/01/2021	25/01/2036	02/08/2024	12	K726,000.00	K499,530.13	64.99	64.99	22.56	22.56
ZM1000005901	13	21/08/2023	21/08/2033	02/08/2024	9	K734,000.00	K499,523.22	70.05	70.05	21.74	21.74
ZM1000004839	11	28/06/2021	28/06/2026	06/05/2024	2	K505,000.00	K405,539.79	80.30	80.30	26.00	26.00
ZM1000005919	14	21/08/2023	21/08/2038	24/04/2024	14	K619,000.00	K399,943.79	64.61	64.61	23.20	23.20
ZM1000005455	13	19/09/2022	19/09/2032	25/04/2024	8	K431,000.00	K299,535.19	69.50	69.50	21.36	21.36
ZM1000006065	14	26/12/2023	26/12/2038	02/08/2024	14	K300,000.00	K199,952.33	70.05	70.05	23.21	23.21