



SECURITIES AND EXCHANGE COMMISSION
Protecting Investors in the Capital Markets

Date

< Friday, 3 May 2024 >

K425.4M

Total Nominal Value

K283.1M

Total Market Value

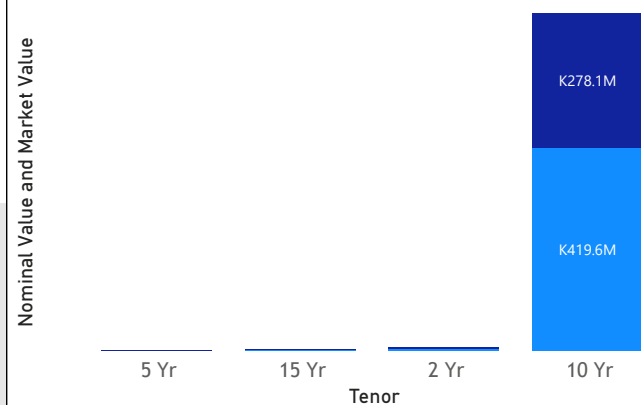
18

Number of Trades

GRZ Bonds Secondary Market Trade Summary Report

Consideration and Nominal Value

● Nominal Value ● Market Value



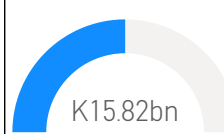
Range of Trade Prices (ZMW)*

Tenor	Min	Max
5 Yr	76.05	76.05
2 Yr	96.64	96.64
15 Yr	56.75	66.15
10 Yr	61.95	75.47

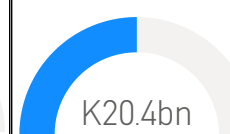
Range of Yields Rates*

Tenor	Min	Max
5 Yr	21.50	21.50
2 Yr	22.00	22.00
15 Yr	23.50	26.91
10 Yr	21.00	24.50

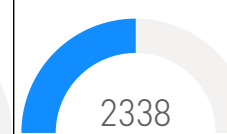
Market Value YTD



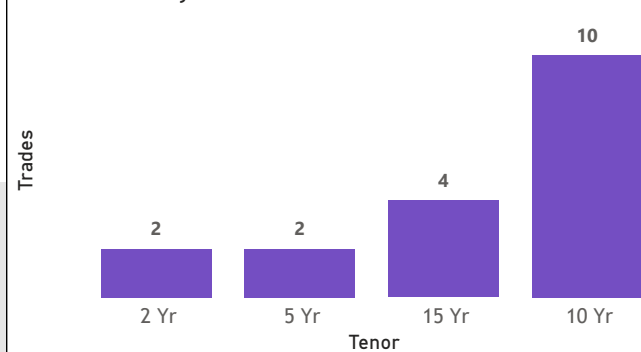
Nominal Value YTD



YTD trades



No. of Trades by Tenor



Primary Market April 26 2024 Auction

Tenor	Cut- Off Yield Rate	Coupon Rates	Range of Successful Yield Rates
2 Years	17.00	17.00	16.0000-17.0000
3 Years	20.00	20.00	18.0000-20.0000
5 Years	22.00	22.00	19.0000-22.0000
7 Years	23.00	23.00	21.0000-23.0000
10 Years	24.97	24.97	22.0000-24.9700
15 Years	26.50	26.50	20.0000-26.5000

*Disclaimer: This content is prepared from information received by the Commission through third-party reports. The range of prices by tenor and range of yields by tenor are based on dealer submissions. The content is indicative and intended for informational purposes only and shall not in any way be deemed to be investment advice, guidance or recommendation of the SEC. Users are responsible for making investment decisions and are advised to obtain independent professional advice before acting on or using this

ISIN Code	Coupon Rate	Issue Date	Maturity Date	Trade Date/ Valuation Date	Years To Maturity	Nominal Value	Market Value	Min Trade Price	Max Trade Price	Min Yield	Max Yield
ZM1000005091	13	27/12/2021	27/12/2031	03/05/2024	7	K356,116,757.00	K235,484,181.61	65.66	66.65	24.10	24.50
ZM1000005091	13	27/12/2021	27/12/2031	07/05/2024	7	K59,541,757.00	K39,687,956.98	61.95	61.95	24.10	24.10
ZM1000005414	9	19/09/2022	19/09/2024	03/05/2024	4	K3,910,000.00	K3,779,832.94	96.64	96.64	22.00	22.00
ZM1000004672	13	25/01/2021	25/01/2031	03/05/2024	7	K3,967,604.00	K2,952,311.16	72.36	75.47	21.00	22.15
ZM1000006065	14	26/12/2023	26/12/2038	03/05/2024	14	K1,511,576.00	K1,000,000.78	66.15	66.15	23.50	23.50
ZM1000005166	14	21/02/2022	21/02/2037	03/05/2024	13	K194,060.00	K110,100.08	56.75	56.75	26.91	26.91
ZM1000005794	11	26/06/2023	26/06/2028	03/05/2024	4	K131,510.00	K100,002.02	76.05	76.05	21.50	21.50